

Central
Coast
Council

DRAFT OPERATIONAL PLAN

2021-2022







ACKNOWLEDGEMENT OF COUNTRY

We acknowledge the traditional owners of the land on which we live, and pay our respects to elders past and present.

CONTENTS

Introduction

Acknowledgement of Country	3
Our Community Vision	5
Our Local Government Area	6
About the Central Coast	8
About this Plan	10
Introduction	11
The Councillors	19
Our Services	20
Community Strategic Plan	21
Our Organisation	22

Operational Plan

How to Read this Plan	26
Belonging	28
Smart	30
Green	32
Responsible	36
Liveable	42

Financial Information

Financial Summary	48
Financial Income	51
Financial Expenditure	56
Four Year Capital Works Program	60

Long Term Financial Plan

Long Term Financial Plan Summary	124
Financial Drivers	126
Financial Impacts	127
Financial Income Assumptions	130
Financial Expenses Summary	132
Scenarios	133
Financial Performance	137

Statement of Revenue

Ordinary Rates and Special Rates	143
Annual Charges	174
Developer Contributions	191
Works on Private Land	192
Statement of Borrowings	193

Fees and Charges

Provided under separate cover

OUR COMMUNITY VISION

We are ONE Central Coast
A smart, green and liveable
region with a shared sense of
belonging and responsibility



OUR LOCAL GOVERNMENT AREA





-  Holiday Park
-  Library
-  Childcare Centre
-  Patrolled beaches
-  Information Centre
-  Waste Facility
-  Leisure Centres
-  Swimming Pools
-  Stadiums
-  Cemeteries
-  Theatres

ABOUT THE CENTRAL COAST

Population: 342,047

Area: 1,680km²



Average Temperature:

23.2c



Average Rainfall:

1,105mm



Gross Regional Product:

\$14.33b



Businesses:

23,617



Local
Jobs:

121,245



Public Transport
to work:

9%



Tourism overnight
visitors

5.2m



Aboriginal and Torres
Strait Islanders:

3.8%



Born
overseas:

14.6%



Persons with a
disability:

6.4%



Senior
citizens:

20%

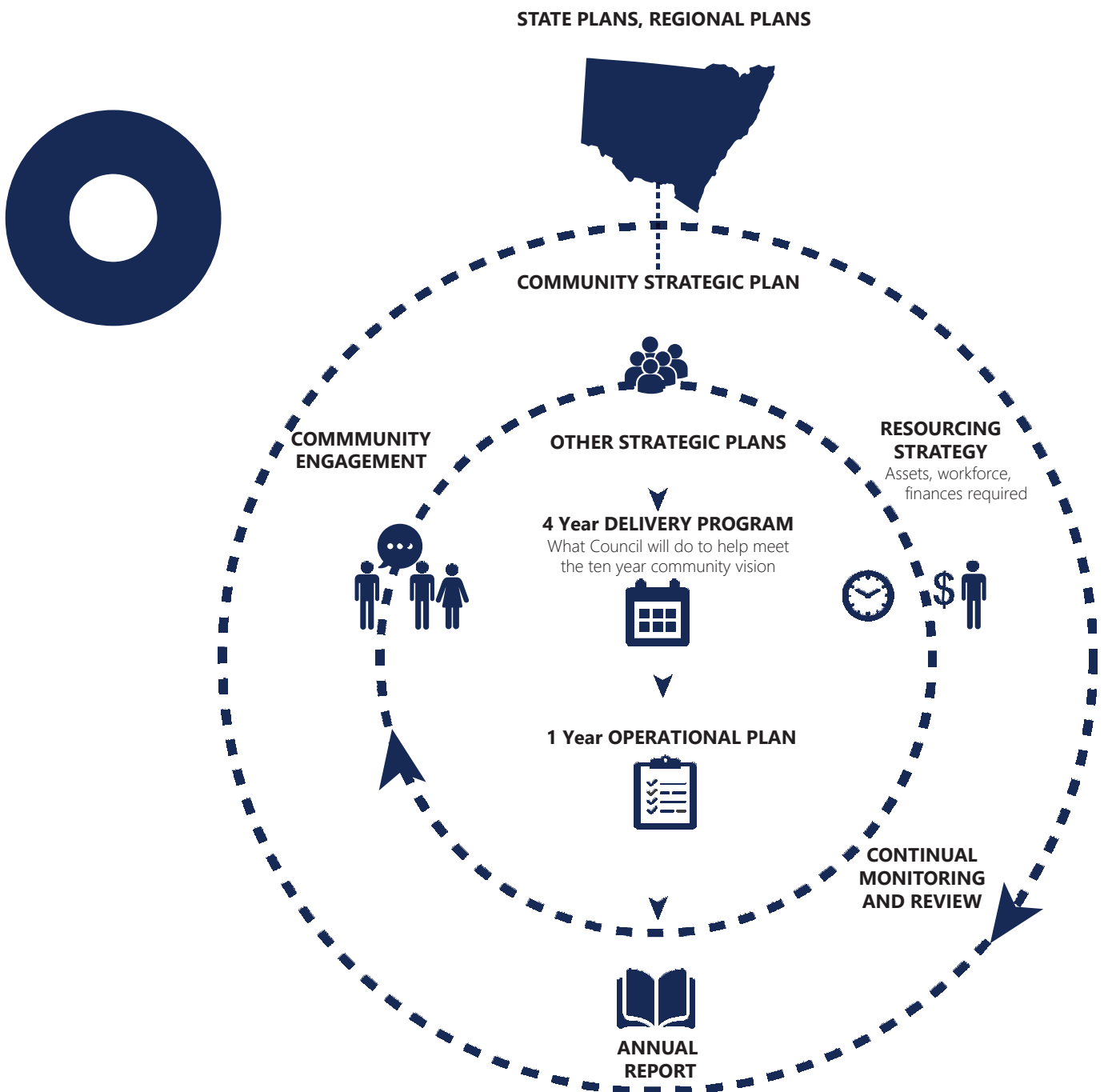


ABOUT THIS PLAN

Integrated Planning and Reporting Framework

The Integrated Planning and Reporting (IP&R) Framework promotes integration with community based objectives, informed by state-level plans and cascading down through to implementation across Council.

The Central Coast Council Operational Plan 2021-22 is the final year of the Delivery Program (2018-19 – 2021-22) and details those actions that Council will take (through projects, plans and actions) to deliver the priorities developed by the Councillors. It is aligned to the Objectives of the Community Strategic Plan, One – Central Coast.



INTRODUCTION



Background

Prior to amalgamation, TCORP undertook assessments of Councils to determine whether they were fit for the future. As part of that process, both the former Gosford City Council and Wyong Shire Council were identified as not fit. These two Councils were subsequently merged to create Central Coast Council.

At the beginning of amalgamation, Central Coast Council had less than \$5M in unrestricted cash (excluding the Water and Sewer Fund). In that first year, Central Coast Council achieved an operating surplus of \$65M of which \$40M was grant funding as part of the amalgamation process. Since then, Central Coast Council's operating results before capital grants and contributions has delivered cumulative losses. In addition, under the requirements of the *Local Government Act 1993* there has been a freeze on the rate path for amalgamated Councils.

Council unlawfully accessed approximately \$200M in restricted reserves and it was this situation which contributed to Council's financial situation due to its inability to immediately repay those reserves.

At its meeting held on 20 October 2020, Council found itself in the situation where it was unable to fund the staff payroll without accessing further restricted funds. As a result of that situation, the Office of Local Government made early provision of Council's Financial Assistance Grant Payments for quarters two and three (approximately \$6.2M).

During this time, the Minister for Local Government suspended Councillors and appointed an interim Administrator, Dick Persson, to perform the functions of the Mayor and Councillors. Upon the Administrator's commencement acting Chief Executive Officer, Rik Hart, was appointed to oversee Council's operations and lead its recovery. It is important to note that this draft Operational Plan has been developed under the Administration orders, with Councillors expected to return to office on 30 April 2021. A permanent Chief Executive Officer, David Farmer, has also been appointed since the suspension orders and commenced on 12 April 2021.

Current Financial Position

Council's current position as reported to Council in the Q1 Business Report on 2 December 2020 is a projected financial position at 30 June 2021 of a loss of \$115M (this loss includes \$45M of one-off restructuring costs).

While borrowings have been arranged and savings have been identified, Council's position remains unsustainable without a rate variation. Not only would basic services be in jeopardy, but Council may be unable to meet its borrowing obligations. Without the rate variation Council would certainly be unable to repay the funds unlawfully spent from reserves.

External Assessment of Council's Financial Position

It is noted that Council's quantum of available unrestricted cash is still under investigation. This is due to the fact that Council is a Water Authority and therefore a question has been raised whether Water and Sewer's cash, could in fact be treated as unrestricted cash. This is currently under review by the Solicitor General, while Council is proceeding with treating Water and Sewer cash as restricted. This uncertainty is despite annual audits by the NSW Audit Office in accordance with the relevant legislation.

In August 2020, the NSW Audit Office published a report into *Governance and internal controls over local infrastructure contributions*. The audit found that Central Coast Council and the former Gosford City Council had spent \$13.2 million on administration costs in breach of the *Environment Planning and Assessment Act 1979*. The final quantum is being independently reviewed by Council due to discrepancies in the interest rate calculation methodology.

Subsequent investigation into Council's restricted reserves, conducted by Council, identified significant issues with regard to the expenditure of restricted funds without the appropriate approvals. It is estimated that since 2019-2020 over \$200M of Restricted Reserves have been used unlawfully or without the necessary Council approval.

The Administrator has identified that all of these funds must be repaid.

Why is Council applying for a Special Rate Variation?

Central Coast Council is in a very serious financial crisis. Urgent and strong action is required to both address the current issues and build long term financial sustainability.

Council requires additional revenue generated from the special variation for the following purposes:

- Provide financial sustainability;
- Maintain existing services and service levels generally;
- Meeting special cost pressures faced by the Council; and
- Enable Council to repay restricted funds unlawfully accessed.

Why is the Special Rate Variation 15%?

Council originally considered applying for a 10% one-off increase to its rate income on 26 November 2020, with that increase to cease after seven years.

Since that resolution, further work was undertaken on Council's Long Term Financial Plan. This included forecasting the reductions in the levels of service to achieve sustainable long-term financial plans and to repay the restricted reserves. As a result, it became apparent that a larger and permanent increase of 15% is necessary in order to maintain a level of service the community expect (albeit at a level lower than that currently provided), to be able to repay borrowings and to repay reserve funds accessed unlawfully.

The reason a rate variation of 15% is considered appropriate is that this is the level that secures Council's long term financial future (through the repayment of approximately \$200M of unlawfully accessed restricted cash) while continuing to provide services valued by our community at an acceptable level.

Other Options Examined and Actions Taken

Council's approach to the current financial situation has been to explore all available options. This has resulted in sale of assets, reduced workforce and reduced expenditure (further details listed below).

The focus has clearly been on reducing costs, but it is also necessary that a proportion of the funds come from increased revenue. It is estimated that around 70% will come from reducing costs and only 30% from increased revenue.

Actions taken include:

- **Sale of Assets:** On 30 November 2020, Council resolved to undertake the sale of assets to address the financial situation. This sale of assets is estimated to result in one-off income of \$49M, which would be directly applied towards the repayment of restricted reserves. The process of selling these assets has commenced.
- **Structural reduction in staff expenses:** On 30 November 2020, Council resolved a revised organisation structure which was identified as providing significant savings to Council. While the exact savings realised will not be determined until the finalisation of the restructure at all levels, initial estimates are that the changes will result in savings of \$30M. This program of savings has started with a voluntary redundancy program having commenced in late 2020 for implementation before 30 June 2021. Budget provisions have been made in 2020-2021 for the purpose of funding redundancies. This process will result in a reduced headcount from over 2,500 staff to under 2,000 staff. Prior to this, in October 2020, Council determined to cease recruitment where possible. At that time there were 385 vacant positions for which recruitment was not to proceed.

- **Cessation of temporary employees and contractors:** 51 temporary employees or contractors were terminated by 31 December 2020 resulting in savings of \$4.678M (being the difference of the amount actually paid compared to the expected contract term. Further savings of approximately \$1M will be realised over the current financial year as contracts are wound up.
- **Overtime:** Overtime was restricted from October 2020 to only that required for safety or emergency requirements. As a result, in Q2 of 2020-2021 overtime reduced to \$440k (compared to \$1.2M for the same quarter the previous year) being a 63% reduction. Annualising these figures, Council's overtime costs will reduce from \$14.4M per annum to \$5.28M per annum, a saving of \$9.1M per annum.
- **Seeking bank loans:** On 11 November 2020, Council resolved to accept a loan from one of the four major banks in Australia of \$50M on a fixed five year term amortising over 15 years. On 18 December 2020, Council resolved to accept a loan of \$100M from one of the four major banks in Australia on a fixed 3 year term, amortising over 15 years. The loans were provided on the basis of Council seeking and receiving a 15% rate variation. There is a very real risk that should Council not obtain a 15% increase this will impact the status of the loans.
- **Reduced operating expenditure:** A review of general expenditure on materials and contracts has resulted in estimated ongoing savings from 2021-2022 of \$20M. Reduced expenditure on operating expenditure has been included in Council's long term financial planning.
- **Reduced capital expenditure:** Council has reduced the capital works program from \$242M in 2019-2020 to \$170 million in 2020-2021 and this will be the amount at which infrastructure will be maintained into the future, of which \$101.1M is for general fund works. Details of this reduced capital works program are set out in the amended Delivery Program and Operational Plan.
- **Reduced service levels:** Some services and projects have been delayed or deleted from the Delivery Program and Operational Plan to address the financial situation. This information is set out in the amended Delivery Program and Operational Plan. There will also be service reductions against current levels. This will result in slower response times to community requests for service. This reduction in service levels has been balanced against the size of a potential rate increase.
- **Review of fees and charges:** A review of fees and charges indicated that for those governed by regulation, there is minimal opportunity to increase. In most cases Council is currently towards the maximum end of relevant scales.

These measures will not be enough to support the financial recovery and for this reason a rate variation is being sought for the long- term sustainability of Council finances, to repay borrowed restricted funds and for Council to be able to deliver services.

How will the Special Rate Variation improve Council's Financial Position?

The intention of the application is to improve the long term financial sustainability of Central Coast Council, with the objective of repaying restricted reserves accessed unlawfully through the delivery of operating surpluses, maintaining adequate services and delivering \$170M per annum in infrastructure.

Council is currently not financially viable and the need for the rate variation has been demonstrated by the current situation in which Council finds itself. Even with actions including staff, expenses and capital expenditure reductions and raising \$150M in external borrowings, Council's long term financial viability is not achievable without a Special Rate Variation.

Rates income represents 29% of Council's income. A rate variation will improve the underlying position for the General Fund. This would allow the provision of services, the repayment of borrowings and the eventual repayment of the funds spent from restricted funds.

Without the variation, Council would need to reduce its operating expenses further which would mean a further reduction of the workforce by a third. This would potentially result in significantly reduced services below acceptable levels. It would impact the ability to deliver services and works. The staff levels would be below those at amalgamation, which themselves were artificially low as identified in the Administrator's 30 day report.

Commercial loans have been secured on the basis that Council sells assets, cuts costs and increases revenue. If Council fails to meet its targets with regard to these measures, the loans can be called in.



The cost savings will largely be met through cutting staff numbers. The planned asset sales are progressing, including the sale of the former Gosford Council building and surrounding properties. However, there are limited opportunities for any Council to increase revenue without a rate rise.

Ongoing Financial Management and Monitoring

In developing the Long Term Financial Plan, Council has made the following assumptions, which will require ongoing financial management and monitoring. Even with a rate variation, Council will need to continue to reduce and manage expenditure and find efficiency gains.

- Ongoing management and monitoring of staff costs. Over the next five years, staff cost increases of 2% (being the Award provision) and 0.5% being the Superannuation Guarantee Contribution. No allowance has been made for further increases which will require Council to maintain a strong focus on staffing levels and costs.
- No further borrowings. It is not planned that there be any additional borrowings beyond those to date. However, it is noted that it will be necessary to re-finance the balloon loan repayments.
- Ongoing management of materials and contracts. Over the long term financial plan there is a provision for 0.5% increase in the cost of materials and contracts. This is a deliberately conservative provision in an effort to drive operational efficiencies that have not been optimised since amalgamation.

Service Level Changes

It is important to note that even with the above actions undertaken and even if successful in the Special Rate Variation, service levels will still need to change. Details of these changes are as follows but noting that further changes may be necessary.

Infrastructure Services

Service Level Reduction	Impact
Complex Investigations and Traffic Reviews	
<ul style="list-style-type: none"> • Traffic reviews that require mini studies will take longer than the current 3-month timeframe • Complex road and drainage investigations will also take longer than the 3-month timeframe 	<ul style="list-style-type: none"> • Now taking up to 6-12 months instead of 3 months
Road Maintenance	
<ul style="list-style-type: none"> • Reduction in level of service in relation to road and footpath maintenance • Low risk tasks will not be undertaken. Responses undertaken on a risk basis • Some realignment of the hazard inspection group will assist in planning for proactive responses to minimise customer complaints 	<ul style="list-style-type: none"> • Increase in wait time repairing of potholes (low risk) from 30 days to 60 days • Removal of debris not causing blockage will take 6-12 months instead of 3 months • No change in response time for urgent repairs
Road Construction	
<ul style="list-style-type: none"> • Reduction in capital program will mean less works visible to the community 	<ul style="list-style-type: none"> • Reduced capital program from \$80M to \$60M (approximately 25% less)
Waste Services and Facilities	
<ul style="list-style-type: none"> • All bin collections and domestic waste services will not change • The Woy Woy and Buttonderry Waste Management Facilities will remain unchanged 	<ul style="list-style-type: none"> • No impact

Environment and Planning

Service Level Reduction	Impact
Development Applications (DAs)	
<ul style="list-style-type: none"> Slower DA determination times 	<ul style="list-style-type: none"> Increase in determination times will increase to the State level average (40 days)
Complaint Investigations	
<ul style="list-style-type: none"> Slower response time, with priority given to safety and environmental issues 	<ul style="list-style-type: none"> Increased response times from 5 to 8 days (assuming complaint numbers remain static)
Strategic Planning	
<ul style="list-style-type: none"> Reduction in the number of strategic planning projects, with a focus on a smaller number of priority projects 	<ul style="list-style-type: none"> Strategic planning projects to be undertaken include the Comprehensive Local Environmental Plan, Housing Strategy, Developer Contribution Plan consolidation, Environmental Lands Review

Water and Sewer

Service Level Reduction	Impact
Water Outages	
Slower response time to minor issues e.g. customers will go longer without water where only a few properties are affected	
Water Maintenance	
<p>Lower priority pro-active work will be undertaken less frequently e.g. frequency of flushing of dead-end mains will be reduced resulting in increased dirty water complaints (aesthetic issue, not health related)</p>	<ul style="list-style-type: none"> Operating on a 6 monthly cycle rather than every 3 months
Extreme Weather Events	
No contingency within day labour workforce to respond to extreme weather events – increased reliance on contract labour	

Community and Recreation Services

Service Level Reduction	Impact
Community and Culture	
<p>Removal of the following events from the annual calendar:</p> <ul style="list-style-type: none"> New Year's Eve at Gosford Australia Day at The Entrance Australia Day Eve at Toukley Winter at The Entrance Winter at Gosford Live Well Festival at Gosford Mad Hatters at Gosford Blues and Jazz Festival at The Entrance Chalk the Walk Festival at Ettalong Wyong Arts Festival 	<ul style="list-style-type: none"> 40% reduction in grants programs 30% reduction in town centre services 40% reduction in Council events programs' 50% reduction in the overall school holiday program

Service Level Reduction

Impact

- Gosford Christmas Parade
- A 50% reduction in the overall school holiday program

Libraries and Education

- 45% reduction in full time equivalency (FTE) in Community Education Officers and relocation to Community and Culture
- 50% FTE reduction in Environmental Educational Officers and relocation to Environmental Management
- Reduction of Kanwal Service Approval from 59 to 39 places
- Closure of one facility – The Entrance Library
- Closure of Smart Work Hub facility

Sports Fields, Parks and Playgrounds

- Reduced maintenance on sporting fields during peak season
- Reduced capacity to take on new assets
- Reduced servicing to high priority sites such as Kibble Park
- No street tree planting
- 33% reduction in weekday litter collection and BBQ cleaning
- Reduced capacity to take on new assets such as Gosford Waterfront Park, South End Park Gwandalan etc
- 3 weekly peak season mowing period reduced to 8 weeks a year and only 4 months from 6 months
- Reduction in maintenance frequency for parks, sport fields, including mowing, tree trimming and grounds care





Narringa

THE COUNCILLORS

The Central Coast is represented by the following Councillors across the wards of Budgewoi, Gosford East, Gosford West, The Entrance and Wyong.

It should be noted that on 29 October 2020, in accordance with the provisions of the *Local Government Act 1993*, the Minister for Local Government, Shelley Hancock MP, suspended the Councillors.

An Administrator, Mr Dick Persson AM was appointed by the Minister for the period of suspension. This three-month suspension was due to expire on 29 January 2021. The Minister extended this suspension to 29 April 2021. Councillors are expected to return to office on 30 April 2021.



Councillor Greg Best
Independent



Councillor Jillian Hogan
Labor



Councillor Doug Vincent
Labor



Councillor Chris Holstein
Independent



Councillor Richard Mehrstens
Labor



Deputy Mayor Jane Smith
Independent



Councillor Jeff Sundstrom
Labor



Mayor Lisa Matthews
Labor



Councillor Bruce McLachlan
Independent



Councillor Jilly Pilon
Liberal



Councillor Chris Burke
Liberal



Councillor Louise Greenaway
Independent



Councillor Kyle MacGregor
Labor

OUR SERVICES

A Airport
Beach Management
Beach Safety

B Boat Ramps
Bridges
Building Regulation Compliance
Business Development And Innovation
Car Parking Operations

C Cemeteries
Childcare
Civic Services
Commercial Properties And Leasing
Communications
Community Development
Community Education
Community Engagement
Community Events
Community Facilities Management
Community Grants And Sponsorship
Community Programs
Contract Management
Contribution Plans
Corporate Facilities Management
Customer Services
Development Advisory Service
Development Application Determination
Drainage Network
Energy Advisory Service
Environmental And Sustainability Education
External Funding

D

E

F Financial Analysis And Business Support
Financial Control And Compliance

G Galleries

H Governance

I Health And Environmental Compliance
Holiday Parks
Information Management And Insights
Insurance And Risk Management
Integrated Planning And Reporting
Internal Audit

L Legal

M Leisure Centres And Pools

N Libraries
Major Economic Projects
Natural Bushland Reserves
Natural Disaster Impact Mitigation

O Ombuds Services
Organisational Development
And Culture
Organisational Performance
And Improvement

P Parks And Playgrounds
Payroll
Plant And Fleet Management
Project Management
Public Conveniences
Public Place Waste
Management
Purchasing

R Rangers
Recruitment
Resource Recovery
Roads

S Sewer Network Infrastructure
Shared Paths
Sportsgrounds
Stadium
Stores and Inventory
Strategic asset management
Street Lighting
Street Scapes
Systems Development
Systems Maintenance &
Support

T Theatres
Town And City Centre
Management
Traffic And Safety Regulation
Tree Management

U Urban Planning

V Visitor Economy

W Waste and Recycling Collection
Water Collection And
Treatment
Water Distribution
Waterways And Coasts
Wharves And Jetties
Workplace Health And Safety

COMMUNITY STRATEGIC PLAN

Belonging



OUR COMMUNITY SPIRIT IS OUR STRENGTH



CREATIVITY, CONNECTION AND LOCAL IDENTITY



A GROWING AND COMPETITIVE REGION



A PLACE OF OPPORTUNITY FOR PEOPLE

Green



ENVIRONMENTAL RESOURCES FOR THE FUTURE



CHERISHED AND PROTECTED NATURAL BEAUTY



GOOD GOVERNANCE AND GREAT PARTNERSHIPS



DELIVERING ESSENTIAL INFRASTRUCTURE



BALANCED AND SUSTAINABLE DEVELOPMENT

Liveable



RELIABLE PUBLIC TRANSPORT AND CONNECTIONS



OUT AND ABOUT IN THE FRESH AIR



HEALTHY LIFESTYLES FOR A GROWING COMMUNITY

OUR ORGANISATION

Our Values



SERVE



IMPROVE



COLLABORATE



BE YOUR BEST



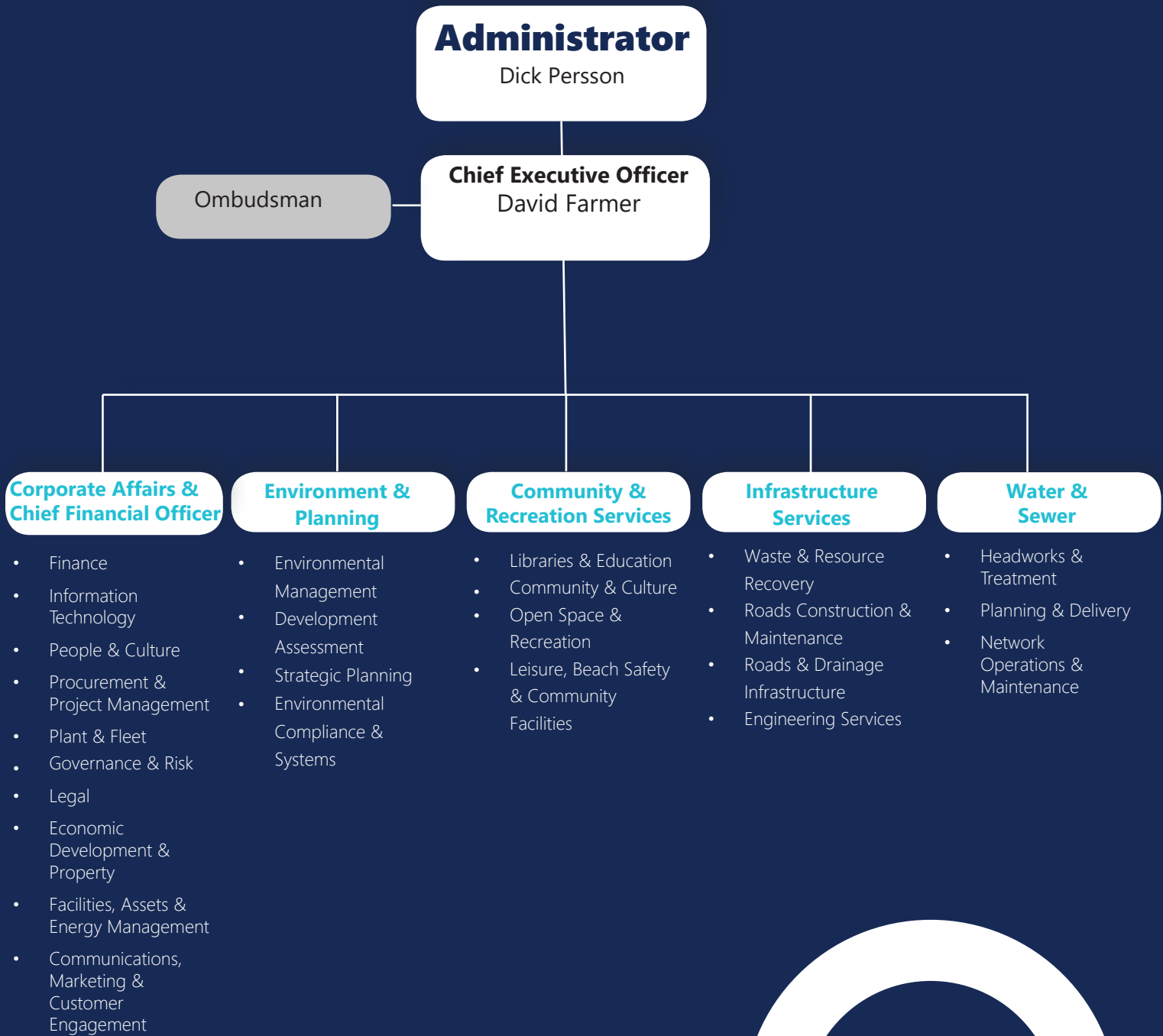
BE POSITIVE



BE SAFE

The core values of Central Coast Council are reflected in every decision we make relating to our employees and our community. They connect us to one another and unite us as we work together to achieve the Council vision and implement the community's vision.

Organisational Structure







OPERATIONAL PLAN



HOW TO READ THIS PLAN

The Operational Plan is aligned to the five themes of the Community Strategic Plan (CSP) and links to the Focus Areas and Objectives.

The diagram below demonstrates these linkages.



Community Vision

The community vision is a statement that captures the community's aspirations for the future of the Central Coast



CSP Theme

The Operational Plan is aligned to the five themes of the CSP and links to the Focus Areas and Objectives:

Belonging
Smart
Green
Responsible
Liveable



Delivery Program

Details the outcome to be achieved at the end of the Delivery Program period



Operational Plan

Details the specific action or indicator to be undertaken or measured within the 2021-22 financial year



Responsible Unit

Details the unit responsible for delivering this item in accordance with Council's operational structure



BELONGING




OUR COMMUNITY SPIRIT IS OUR STRENGTH

- A1** Work within our communities to connect people, build capacity and create local solutions and initiatives
- A2** Celebrate and continue to create opportunities for inclusion where all people feel welcome and participate in community life
- A3** Work together to solve a range of social and health issues that may impact community wellbeing and vulnerable people
- A4** Enhance community safety within neighbourhoods, public spaces and places



CREATIVITY, CONNECTION AND LOCAL IDENTITY

- B1** Support reconciliation through the celebration of Aboriginal and Torres Strait Islander cultures
- B2** Promote and provide more sporting, community and cultural events and festivals, day and night, throughout the year
- B3** Foster creative and performing arts through theatres, galleries and creative spaces, by integrating art and performance into public life
- B4** Activate spaces and places to complement activity around town centres, foreshores, lakes and green spaces for families, community and visitors



Services

- Galleries
- Stadium
- Theatres
- Community Development
- Community Education
- Community Programs
- Rangers
- Events
- Beach Safety
- Street Lighting

Operational Plan 2021-2022

Delivery Program	Reference	Project / KPI	Target / Timeline	Responsible Unit
Provide beach lifeguard services to patrolled beaches from September to April each year.	2122_OP_094	Council to safely patrol 15 beach locations and beach safety, education and messaging programs provided (in partnership with Surf Life Saving Central Coast)	30 April 2022	Leisure Recreation and Community Facilities
Efficient delivery of community facilities that meets the community needs	2122_OP_102	Delivery of high-quality exhibitions and programs at Gosford Regional Art Gallery that attracts 155,000 visitors per year	30 June 2022	Leisure Recreation and Community Facilities
	2122_OP_103	Delivery of 195 cultural productions, events and performances at Laycock Street Community Theatre	30 June 2022	Leisure Recreation and Community Facilities
Increase positive community attitudes and behaviours towards people with disability	2122_OP_119	Implement relevant actions from the Central Coast Disability Inclusion Action Plan	Four projects delivered	Community and Culture
Provide a premier venue for sports and entertainment on the Central Coast community	2122_OP_156	Conduct survey of respondents that are either satisfied or very satisfied with Central Coast Stadium	67%	Economic Development and Property
Improved management of companion animals throughout the Central Coast	2122_OP_209	Develop a Responsible Pet Ownership Policy for the Central Coast	By 30 June 2022	Compliance



SMART



A GROWING AND COMPETITIVE REGION

- C1** Target economic development in growth areas and major centres and provide incentives to attract businesses to the Central Coast
- C2** Revitalise Gosford City Centre, Gosford Waterfront and town centres as key destinations and attractors for businesses, local residents, visitors and tourists
- C3** Facilitate economic development to increase local employment opportunities and provide a range of jobs for all residents
- C4** Promote and grow tourism that celebrates the natural and cultural assets of the Central Coast in a way that is accessible, sustainable and eco-friendly



A PLACE OF OPPORTUNITY FOR PEOPLE

- D1** Foster innovation and partnerships to develop local entrepreneurs and support start-ups
- D2** Support local business growth by providing incentives, streamlining processes and encouraging social enterprises
- D3** Invest in broadening local education and learning pathways linking industry with Universities, TAFE and other training providers
- D4** Support businesses and local leaders to mentor young people in skills development through traineeships, apprenticeships and volunteering



Services

- Airport
- Business Development and Innovation
- Holiday Parks
- Major Economic Projects
- Town and City Centre Management
- Visitor Economy

Operational Plan 2021-2022

Delivery Program	Reference	Project / KPI	Target / Timeline	Responsible Unit
Create opportunities to expand tourism	2122_OP_142	Destination Management Plan - Implement revised Strategic Priorities and Supporting Actions from 2018-2021 DMP	100% of actions delivered by 31 December 2021	Communications, Marketing and Customer Engagement
	2122_OP_143	Develop 2022-2025 Destination Management Plan	By 31 December 2021	Communications, Marketing and Customer Engagement
	2122_OP_144	Tourism Opportunity Plan - Implement Revised Year 2 Actions from 2019-2024 Tourism Opportunity Plan	90% of actions completed by 30 June 2022	Communications, Marketing and Customer Engagement
Grow tourism and profitability of the Holiday Parks	2122_OP_165	Implement business strategy plan focussing on the future requirements of the business (pending approval from Council)	30 June 2022	Economic Development and Property

GREEN




ENVIRONMENTAL RESOURCES FOR THE FUTURE

- E1** Educate the community on the value and importance of natural areas and biodiversity, and encourage community involvement in caring for our natural environment
- E2** Improve water quality for beaches, lakes, and waterways including minimising pollutants and preventing litter entering our waterways
- E3** Reduce littering, minimise waste to landfill and educate to strengthen positive environmental behaviours
- E4** Incorporate renewable energy and energy efficiency in future design and planning, and ensure responsible use of water and other resources



CHERISHED AND PROTECTED NATURAL BEAUTY

- F1** Protect our rich environmental heritage by conserving beaches, waterways, bushland, wildlife corridors and inland areas, and the diversity of local native species
- F2** Promote greening and ensure the wellbeing of communities through the protection of local bushland, urban trees, tree canopies and expansion of the Coastal Open Space System (COSS)
- F3** Improve enforcement for all types of environmental non-compliance including littering and illegal dumping, and encourage excellence in industry practices to protect and enhance environmental health
- F4** Address climate change and its impacts through collaborative strategic planning and responsible land management and consider targets and actions



Services


- Energy Advisory Service
- Health and Environmental Compliance
- Natural Disaster Impact Mitigation
- Beach Management
- Environmental and Sustainability Education
- Natural Bushland Reserves
- Tree Management
- Waterways and Coasts
- Street Scapes
- Public Place Waste Management
- Resource Recovery
- Waste and Recycling Collection

Operational Plan 2021-2022

Delivery Program	Reference	Project / KPI	Target / Timeline	Responsible Unit
Reducing Council's energy cost, improve energy productivity and reduce Council's greenhouse gas emissions	2122_OP_080	Review emissions reduction targets in alignment with IPCC recommendations.	Revision of targets to Council by 30 June 2021 Draft emissions Reduction Pathway approved by 30 June 2022	Facilities, Assets and Energy Management
Regular operation wrack and algae collection (and other equipment under contract) in near-shore zones of Tuggerah Lakes	2122_OP_109	Removal of 5,000m3 of floating wrack and macro algae from the Tuggerah Lakes Estuary annually	By 30 June 2022	Environmental Management
Implementation of Council's Biodiversity Strategy	2122_OP_110	Deliver priority actions (1.2.1, 1.4.2 and 2.3.1) of the Central Coast Council Biodiversity Strategy	By 30 June 2022	Environmental Management
Complete Flood Studies and Floodplain Risk Management Plans in consultation with the community.	2122_OP_111	Complete the following flood studies: <ul style="list-style-type: none"> • Northern Lakes Floodplain Risk Management Plan • Wallarah Creek Floodplain Risk Management Plan • Davistown and Empire Bay Floodplain Risk Management Plan • Woy Woy Peninsula Floodplain Risk Management Plan 	By 30 June 2022	Environmental Management
Provide a reliable, safe, cost effective and environmentally responsible domestic waste collection to the Central Coast region	2122_OP_190	Percentage of domestic waste bins collected on scheduled date	>99%	Waste Services and Business Development

Operational Plan 2021-2022

Delivery Program	Reference	Project / KPI	Target / Timeline	Responsible Unit
Expand the diversion of domestic waste from landfill through increased resource recovery resulting in environmentally responsible waste collection services	2122_OP_191	Percentage of domestic solid waste diverted from landfill	>40%	Waste Services and Business Development
An Environmental Management System (EMS) for Central Coast Council that is consistent with AS/NZ ISO 14001:2016	2122_OP_210	Implement Phase 3 of the EMS Project	By 30 June 2022	Compliance







RESPONSIBLE



GOOD GOVERNANCE AND GREAT PARTNERSHIPS

- G1** Build strong relationships and ensure our partners and community share the responsibilities and benefits of putting plans into practice
- G2** Communicate openly and honestly with the community to build a relationship based on transparency, understanding, trust and respect
- G3** Engage with the community in meaningful dialogue and demonstrate how community participation is being used to inform decisions
- G4** Serve the community by providing great customer experience, value for money and quality services



DELIVERING ESSENTIAL INFRASTRUCTURE

- H1** Solve road and drainage problem areas and partner with the State Government to improve road conditions across the region
- H2** Improve pedestrian movement safety, speed and vehicle congestion around schools, town centres, neighbourhoods, and community facilities
- H3** Create parking options and solutions that address the needs of residents, visitors and businesses
- H4** Plan for adequate and sustainable infrastructure to meet future demand for transport, energy, telecommunications and a secure supply of drinking water



BALANCED AND SUSTAINABLE DEVELOPMENT

- I1** Preserve local character and protect our drinking water catchments, heritage and rural areas by concentrating development along transport corridors and town centres east of the M1
- I2** Ensure all new developments are well planned with good access to public transport, green space and community facilities and support active transport
- I3** Ensure land use planning and development is sustainable and environmentally sound and considers the importance of local habitat, green corridors, energy efficiency and stormwater management
- I4** Provide a range of housing options to meet the diverse and changing needs of the community and there is adequate affordable housing

Services

- Cemeteries
- Community Grant and Sponsorships
- Community Engagement
- Customer Services
- Communications
- Corporate Facilities Management
- Plant and Fleet Management
- Stores and Inventory
- Civic Services
- Governance
- Insurance and Risk Management
- Internal Audit
- Legal
- Ombudsman Services
- External Funding
- Integrated Planning and Reporting
- Organisational Performance and Improvement
- Strategic Asset Management
- Development Advisory Service
- Development Application Determination
- Building Regulation Compliance
- Commercial Properties and Leasing
- Financial Analysis and Business Support
- Financial Control and Compliance
- Organisational Development and Culture
- Recruitment
- Workplace Health and Safety
- Information Management and Insights
- Systems Development
- Systems Maintenance and Support
- Contract Management
- Project Management
- Purchasing
- Sewer Network Infrastructure
- Drainage Network
- Contribution Plans
- Urban Planning
- Bridges
- Car Parking Operations
- Roads
- Traffic and Safety Regulation
- Water Collection and Treatment
- Water Distribution

Operational Plan 2021-2022

Delivery Program	Reference	Project / KPI	Target / Timeline	Responsible Unit
Region wide improvement to road pavement condition to ensure long term sustainability of the road network and to support economic growth	2122_OP_006	Kilometres of road pavement to be renewed each year	10 km	Roads Assets Planning and Design
	2122_OP_007	Kilometres of road resurfacing to be renewed each year	26 km	Roads Assets Planning and Design
Region wide improvements to bus stop infrastructure to improve access to public transport and ensure legislative compliance	2122_OP_008	Number of bus stops upgraded to meet Disability Discrimination Act compliance each year	45 bus stops	Roads Assets Planning and Design
Expansion and upgrade of the drainage network across the Central Coast to reduce flooding, improve stormwater management, and maintain accessibility around the Central Coast	2122_OP_011	Kilometres of drainage infrastructure constructed each year	4.1 km	Roads Assets Planning and Design

Operational Plan 2021-2022


Delivery Program	Reference	Project / KPI	Target / Timeline	Responsible Unit
Capital expenditure projects are completed as planned	2122_OP_017	Percentage of road and drainage capital works projects completed within scope and budget	90%	Roads Assets Planning and Design
Support Councillors in effective decision making and promote transparency and accountability	2122_OP_059	Percentage of Council resolutions actioned within agreed timeframes	90% of actions in agreed timeframes	Governance and Risk
	2122_OP_061	Percentage of Council matter considered in confidential session	<5% of matters considered in confidential every year	Governance and Risk
	2122_OP_067	Conduct an effective Induction Program for Councillors following the 2021 Local Government Election	by 31 March 2022	Governance and Risk
	2122_OP_069	Conduct an effective Induction Program for the Mayor and Deputy Mayor following the 2021 Local Government election	by 30 November 2021	Governance and Risk
Ensure compliance with the statutory requirement and promote transparency and accountability	2122_OP_065	Number of non-compliances with legislative compliance requirements each year	Zero	Governance and Risk
	2122_OP_066	Number deemed refusals for Formal GIPA applications due to missed deadlines	Zero	Governance and Risk
Democratic government that is open, accountable, fair and effective	2122_OP_068	Support the conduct of the 2021 Local Government election by the NSW Electoral Commission and increase voter awareness	Increase in voter participation compared to 2017	Governance and Risk
To provide independent assurance to the CEO and Audit, Risk and Improvement Committee (ARIC) on the effectiveness of management controls and to make recommendations on ways to mitigate identified risk exposures	2122_OP_072	Reporting to ARIC at each meeting in line with Internal Audit and ARIC Charter obligations	30 June 2022	Governance and Risk

Operational Plan 2021-2022

Delivery Program	Reference	Project / KPI	Target / Timeline	Responsible Unit
Meet legislative and business requirements	2122_OP_081	Complete Council's Integrated Planning and Reporting (IP&R) requirements including; review of the Community Strategic Plan, development of the Delivery Program (2022-23 to 2024-25) incl. Operational Plan 2022-23, development of the Resourcing Strategy, quarterly reporting against the Operational Plan 2021-22 and development of the Annual Report 2020-21	By 30 June 2022	Strategic Planning
Comprehensive Local Environment Plan	2122_OP_082	Commence phase 2 of Central Coast Housing Strategy (drafting of the strategy)	By 30 June 2022	Strategic Planning
	2122_OP_083	Draft Central Coast Employment Land Audit and Strategy adopted for exhibition	By 30 June 2022	Strategic Planning
	2122_OP_086	Commence phase 2 of the Environmental Lands Review (Deferred Lands / non-Council-owned DM lands)	By 30 June 2022	Strategic Planning
Provide a clear approach to the planning and development of key growth regions	2122_OP_084	Finalise Lake Munmorah Structure Plan	By 31 December 2021	Strategic Planning
	2122_OP_088	Review of character statements (Phase 1)	By 30 June 2022	Strategic Planning
	2122_OP_089	Review the interim Local Strategic Planning Statement (LSPS)	By 30 June 2022	Strategic Planning
	2122_OP_091	Draft Structure Plan for the Greater Warnervale Area adopted for exhibition	By 30 June 2022	Strategic Planning
Enable sustainable urban development that values energy efficiency, heritage, local character, the environment, transport, safety and liveability.	2122_OP_087	Complete development of a Public Domain Guidelines	By 30 June 2022	Strategic Planning
Integrated approach to the funding of infrastructure to meet the needs of the Central Coast population	2122_OP_085	Commence phase 3 of the Central Coast S7.11 Contribution Plan (consolidation of all 7.11 plans)	By 30 June 2022	Strategic Planning

Operational Plan 2021-2022

Delivery Program	Reference	Project / KPI	Target / Timeline	Responsible Unit
Planning controls that enable the development of active and liveable Town Centres	2122_OP_090	Complete the Wyong Town Centre Structure Plan	By 30 June 2022	Strategic Planning
Define what matters for customers and deliver an improved customer experience	2122_OP_136	Implement Customer Experience Change program	Revised program in place with 3 key actions delivered by 30 June 2022	Communications, Marketing and Customer Engagement
	2122_OP_140	Answer calls to the Contact Centre within 4 minutes	90% compliance quarterly	Communications, Marketing and Customer Engagement
Provide a positive customer experience	2122_OP_139	Respond to customer non-urgent enquiries within 5 business days	100% Unit compliance quarterly	Communications, Marketing and Customer Engagement
Ensure complaints are being addressed and feedback is being actioned against service levels	2122_OP_141	Resolve customer complaints and compliments within the specified timeframes	95% compliance quarterly	Communications, Marketing and Customer Engagement
Increased utilisation of parking station	2122_OP_158	Implement pricing strategy for Gosford City Car Park subject to COVID-19 Restrictions	By 30 June 2022	Economic Development and Property
Better visibility of parking availability in Gosford	2122_OP_157	Implement online customer payment portal at Gosford City Car Park	By 30 June 2022	Economic Development and Property
	2122_OP_159	Integrate the available spaces at the Gosford City Car Park into the adopted parking app	By 30 June 2022	Economic Development and Property
	2122_OP_160	Integrate the available spaces at the Terrigal Wilson Rd Car Park into the adopted parking app	By 30 June 2022	Economic Development and Property
Optimise the usage of the Baker Street Car Park for visitors to the Gosford City Centre	2122_OP_161	Maintain average occupancy rates for business hours - Monday to Friday	60%	Economic Development and Property
Ensure short term burial capacity is not compromised	2122_OP_162	Maintain minimum (10 years) capacity for burial sites across each operational cemetery	Norville: 600 Jilliby: 160 Wamberal: 300 Point Clare: 610 (to be reviewed annually by 30 June 2022)	Economic Development and Property





LIVEABLE



RELIABLE PUBLIC TRANSPORT AND CONNECTIONS

- J1** Create adequate, reliable and accessible train services and facilities to accommodate current and future passengers
- J2** Address commuter parking, drop-off zones, access and movement around transport hubs to support and increase use of public transport
- J3** Improve bus and ferry frequency and ensure networks link with train services to minimise journey times
- J4** Design long-term, innovative and sustainable transport management options for population growth and expansion



OUT AND ABOUT IN THE FRESH AIR

- K1** Create a regional network of interconnected shared pathways and cycle ways to maximise access to key destinations and facilities
- K2** Design and deliver pathways, walking trails and other pedestrian movement infrastructure to maximise access, inclusion and mobility to meet the needs of all community members
- K3** Provide signage, public facilities, amenities and playgrounds to encourage usage and enjoyment of public areas
- K4** Repair and maintain wharves, jetties, boat ramps and ocean baths to increase ease of access and enjoyment of natural waterways and foreshores



HEALTHY LIFESTYLES FOR A GROWING COMMUNITY

- L1** Promote healthy living and ensure sport, leisure, recreation and aquatic facilities and open spaces are well maintained and activated
- L2** Invest in health care solutions including infrastructure, services and preventative programs to keep people well for longer
- L3** Cultivate a love of learning and knowledge by providing facilities to support lifelong learning
- L4** Provide equitable, affordable, flexible and co-located community facilities based on community needs

Services


- Childcare
- Community Facilities Management
- Public Conveniences
- Libraries
- Leisure Centres and Pools
- Parks and Playgrounds
- Shared Paths
- Sportsgrounds
- Wharves and Jetties

Operational Plan 2021-2022

Delivery Program	Reference	Project / KPI	Target / Timeline	Responsible Unit
Expansion and upgrade of the shared path and footpath network to improve public safety and provide access to city centres, transport hubs, commercial precincts and other priority areas	2122_OP_010	Kilometres of shared path and footpath constructed each year	6.5 km	Roads Assets Planning and Design
Efficient delivery of community facilities that meets the community needs	2122_OP_095	Delivery of a high-quality leisure facility and programs at Gosford Olympic Pool that attracts 185,000 visitors per year	30 June 2022	Leisure Recreation and Community Facilities
	2122_OP_096	Delivery of a high-quality leisure facility and programs at Peninsula Leisure Centre that attracts 400,000 visitors per year	30 June 2022	Leisure Recreation and Community Facilities
	2122_OP_097	Delivery of a high-quality leisure facility and programs at Niagara Park Stadium that attracts 100,000 visitors per year	30 June 2022	Leisure Recreation and Community Facilities
	2122_OP_098	Delivery of a high-quality leisure facility and programs at Lake Haven Recreation Centre that attracts 100,000 visitors per year	30 June 2022	Leisure Recreation and Community Facilities
	2122_OP_099	Delivery of a high-quality leisure facility and programs at Toukley Aquatic Centre that attracts 100,000 visitors per year	30 June 2022	Leisure Recreation and Community Facilities
	2122_OP_100	Delivery of a high-quality leisure facility and programs at Wyong Olympic Pool that attracts 30,000 visitors per year	30 June 2022	Leisure Recreation and Community Facilities
	2122_OP_101	Complete business plans for each of the six leisure facilities, ensuring financial sustainability and best practice operating	30 June 2022	Leisure Recreation and Community Facilities
	2122_OP_104	Manage and administer the bookings of community halls and facilities, facilitating 12,000 annual bookings for the community	30 June 2022	Leisure Recreation and Community Facilities

Operational Plan 2021-2022

Delivery Program	Reference	Project / KPI	Target / Timeline	Responsible Unit
	2122_OP_105	100% of all community leases and licences commencing a due diligence process within a week of the original request	30 June 2022	Leisure Recreation and Community Facilities
	2122_OP_106	A minimum of six-monthly inspections completed for 100% of community facilities operating under a lease, licence or hired agreement	30 June 2022	Leisure Recreation and Community Facilities
	2122_OP_107	Undertake a review of the future planning of community facilities across the region, and any possible rationalisation	30 June 2022	Leisure Recreation and Community Facilities
Provision of 8 education and care services for children aged 6 weeks to 6 years	2122_OP_216	Number of vulnerable children who receive inclusive opportunities to maximise their learning, development and wellbeing	70 children	Libraries and Education
	2122_OP_224	Number of families receiving education and care services	490	Libraries and Education
Education and care operate in a financially responsible manner	2122_OP_218	Investigate and apply for external grant funding opportunities	30 June 2022	Libraries and Education
Provide technology that meets the community's needs	2122_OP_219	Number of public internet and Wi-Fi usage	85,000 sessions	Libraries and Education
Provide programs that addresses identified needs and interests of the community and increases lifelong learning opportunities	2122_OP_220	Average number of activity sessions implemented per library per week that cater for all ages and stages delivered	2	Libraries and Education
	2122_OP_221	Number of outreach sessions delivered to the community outside of library buildings	80	Libraries and Education
Loans for print and resources are maintained	2122_OP_222	Number of annual library loans	1,000,000 loans	Libraries and Education
Provide facilities that meet the needs of the community	2122_OP_223	Number of visitations at library branches	530,000 visitations	Libraries and Education







Create

Australia Day



**FINANCIAL
INFORMATION**



FINANCIAL SUMMARY



Overview

Council continues to face a serious financial situation and has implemented a number of measures to manage costs and increase income to achieve long-term financial sustainability including: obtaining \$150M in bank loans, major reduction in operating expenses, reducing staff back to pre-amalgamation numbers from over 2,500 to under 2,000, selling \$40-\$60M in underperforming assets, reviewing fees and charges and finding new revenue sources. Council has also applied for a Special Rate Variation (SRV). The financial details contained in this section reflect the following scenarios:

- **Scenario 1:** A one-off 15% permanent increase (inclusive of 2% standard rate peg and 13% SRV) that would be applied in 2021-2022. If approved this will ensure an additional \$22.9M in income.
- **Scenario 2:** Standard rate peg (no rate rise). As per IPARTs SRV application requirements, this would mean 2% increase in 2021-2022 and 2.5% in 2022-2023.

It is also noted that the financial information is subject to rounding.

Financial Summary

Scenario 1: A one-off 15% increase

Financial Summary	2021-2022	2022-2023	2023-2024	2024-2025
	\$ million	\$ million	\$ million	\$ million
Operating Income	666,792	693,922	701,290	708,798
Operating Expenditure	659,748	670,467	681,300	692,250
Net Operating Result (excluding Capital Grants and Contributions)	7,043	23,456	19,990	16,548
Capital Grants and Contributions	42,890	42,722	42,529	42,872
Net Operating Result (including Capital Grant and Contributions)	49,934	66,178	62,519	59,420
Capital Works Program	173,547	182,606	188,106	193,606

Scenario 2: Standard rate peg

Financial Summary	2021-2022	2022-2023	2023-2024	2024-2025
	\$ million	\$ million	\$ million	\$ million
Operating Income	643,933	670,491	677,274	684,181
Operating Expenditure	659,748	670,467	681,300	692,250
Net Operating Result (excluding Capital Grants and Contributions)	(15,816)	25	(4,026)	(8,069)
Capital Grants and Contributions	42,890	42,722	42,529	42,872
Net Operating Result (including Capital Grant and Contributions)	27,074	42,747	38,503	34,803
Capital Works Program	173,547	182,606	188,106	193,606

Operating Statement

Scenario 1: A one-off 15% increase

Operating Statement	2021-2022	2022-2023	2023-2024	2024-2025
	\$ million	\$ million	\$ million	\$ million
Operating Income				
Rates and Annual Charges	361,872	387,725	393,809	400,027
User Charges and Fees	142,512	143,224	143,940	144,660
Other Revenue	108,475	109,018	109,563	110,111
Interest and Investment Revenue	4,442	4,464	4,487	4,509
Operating Grants and Contributions	49,491	49,491	49,491	49,491
Gain on Disposal	-	-	-	-
Total Income Attributable to Operations	666,792	693,922	701,290	708,798
Operating Expenses				
Employee Costs	175,842	180,228	184,733	189,352
Borrowing Costs	17,471	17,351	17,231	17,111
Materials and Contracts	188,518	189,460	190,407	191,359
Depreciation and Amortisation	177,106	182,606	188,106	193,606
Other Expenses	100,822	100,822	100,822	100,822
Total Expenses Attributable to Operations	659,748	670,467	681,300	692,250
Operating Result excluding Capital Income	7,043	23,456	19,990	16,548
Capital Grants and Contributions	42,890	42,722	42,529	42,872
Operating Result including Capital Income	49,934	66,178	62,519	59,420

Scenario 2: Standard rate peg

Operating Statement	2021-2022	2022-2023	2023-2024	2024-2025
	\$ million	\$ million	\$ million	\$ million
Operating Income				
Rates and Annual Charges	339,013	364,294	369,793	375,410
User Charges and Fees	142,512	143,224	143,940	144,660
Other Revenue	108,475	109,018	109,563	110,111
Interest and Investment Revenue	4,442	4,464	4,487	4,509
Operating Grants and Contributions	49,491	49,491	49,491	49,491
Gain on Disposal	-	-	-	-
Total Income Attributable to Operations	643,933	670,491	677,274	684,181
Operating Expenses				
Employee Costs	175,832	180,228	184,733	189,352
Borrowing Costs	17,471	17,351	17,231	17,111
Materials and Contracts	188,518	189,460	190,407	191,359
Depreciation and Amortisation	177,106	182,606	188,106	193,606
Other Expenses	100,822	100,822	100,822	100,822
Total Expenses Attributable to Operations	659,748	670,467	681,300	692,250
Operating Result excluding Capital Income	(15,816)	25	(4,026)	(8,069)
Capital Grants and Contributions	42,890	42,722	42,529	42,872
Operating Result including Capital Income	27,074	42,747	38,503	34,803



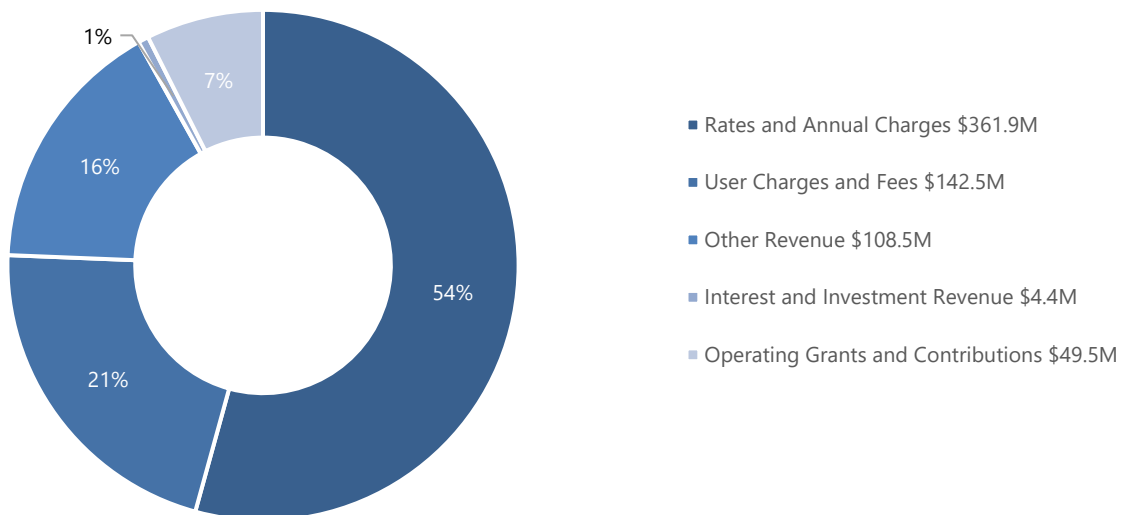
FINANCIAL INCOME

Operating Income

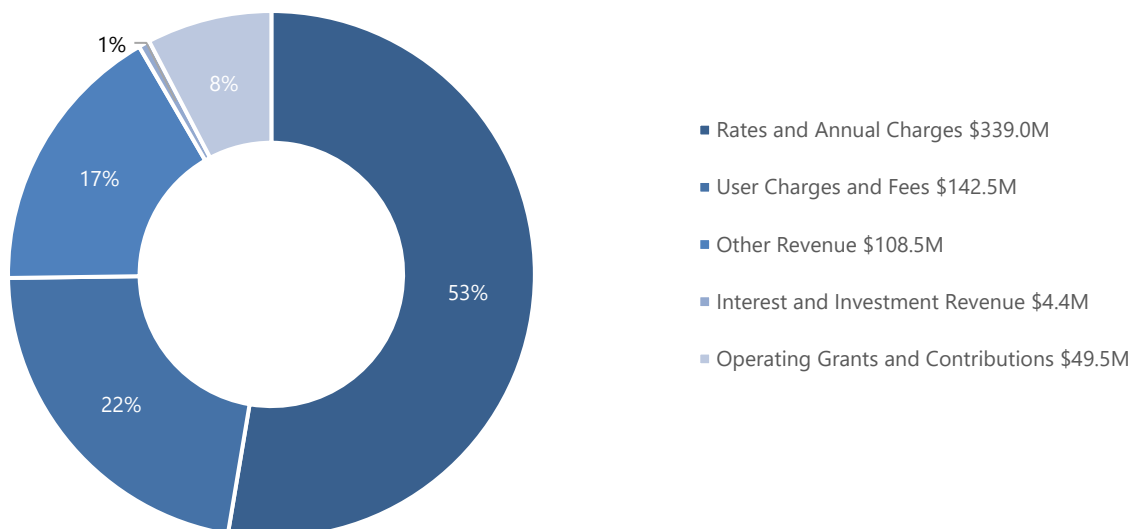
Operating income for 2021-2022 will not be finalised until IPART provides a determination on Council’s Special Rate Variation (SRV) application. The Operating Income details below reflect the following scenarios:

- **Scenario 1:** A one-off 15% permanent increase (inclusive of 2% standard rate peg and 13% SRV) that would be applied in 2021-2022. If approved this will ensure an additional \$22.9M in income.
- **Scenario 2:** Standard rate peg (no rate rise). As per IPARTs SRV application requirements, this would mean 2% increase in 2021-2022.

Scenario 1: A one-off 15% increase



Scenario 2: Standard rate peg



Sources of Revenue

Council's rates, annual charges, and user charges and fees make up approximately 75% of Council's total operating revenue. These amounts are applied in accordance with the relevant legislation and are explained in detail below.

Rates

The total amount of ordinary and special rates Council can levy is defined by legislation.

Rates income is regulated by the Office of Local Government, which uses a rate peg system to allow Councils to recover income from the community to deliver services. Rate pegging has been in place since 1977. Under the rate pegging system, Councils can only increase certain rates and charges by the maximum approved annual percentage allowed by the Independent Pricing and Regulatory Tribunal (IPART). As part of addressing the financial crisis Council is seeking approval of an annual increase to ordinary and special rates of 15% (including the rate peg).

Under the *Local Government Act 1993*, there was a rate path freeze for merged Councils which included Central Coast Council. This meant that Council was required to maintain the rate path that was last applied by the former Gosford City and Wyong Shire Councils. From 1 July 2021 however, rates will be harmonised across the Central Coast local government area. For more information on rates harmonisation please refer to the Statement of Revenue section.

The freeze in the rate paths was not a freeze on the amount Council could levy by way of rates. What it meant was that Council's permissible rates income was the sum of the rates income for each of the former local government areas within Central Coast Council's local government area, as if the amalgamation had not occurred, plus the allowable rate peg set annually by IPART. For 2021-2022 IPART approved a rate peg of 2.0% as the allowable increase in Councils permissible rates income.

Under the *Valuation of Land Act 1916* Council is required to use the most current land values when calculating ordinary and special rates. These values are provided by the NSW Valuer General (VG), the independent statutory authority responsible for determining land values in NSW. The latest values provided by the VG are being used for levying rates in 2021-2022 and have a base date of 1 July 2019.

Annual Charges

Water, Sewerage and Stormwater Drainage Service Charges

Central Coast Council's water, sewerage and stormwater drainage services and a number of associated ancillary services are declared monopoly services under Section 4 of the *Independent Pricing and Regulatory Tribunal Act 1992*. Council's prices must therefore be set in accordance with any Independent Pricing and Regulatory (IPART) determined methodologies and/or maximum prices and are subject to approval by the relevant Minister.

IPART issued two determinations on 24 May 2019 for three years from 1 July 2019 to 30 June 2022 (the 2019 determination period):

1. Central Coast Council - Maximum prices for water, sewerage, stormwater drainage and other services from 1 July 2019
2. Bulk water transfers between Hunter Water Corporation and Central Coast Council – Maximum prices from 1 July 2019

IPART's Final Determinations prices for the 2019 determination period are in 2019-2020 dollars. This means that prices for the first year of the 2019 determination period (for the 2019-2020 financial year) apply as they are presented in the Final Determination. However, prices that apply in the second and third years of the 2019 determination period will need to be adjusted for future changes in CPI. The Final Determination specifies the method the Council must follow when adjusting prices that apply from the second year of the 2019 determination period for future changes in CPI.

All prices for water, sewerage, drainage and ancillary services for 2021-2022 are in accordance with IPART's final determinations issued on 24 May 2019 adjusted by the 2021-2022 CPI multiplier of 1.5%.

Council has estimated the CPI multiplier as 1.5% as the CPI for the March quarter 2021 has not been released at the time of developing the draft 2021-22 Operational Plan budget. Once the CPI for the March quarter 2021 is released Council will calculate the CPI multiplier to apply to the 2021-2022 annual charges and other charges in accordance with the final determinations and the operational plan will be updated before the adoption in June 2021.

The CPI multiplier as per the IPART determinations is the consumer price index All Groups index number for the weighted average of eight capital cities, published by the Australian Bureau of Statistics. The maximum prices in the determinations are to be adjusted for inflation by multiplying the specified price in 2019-2020 dollars by the specified CPI multiplier.

For 2021-2022 that is calculated as the percentage change from the March Quarter 2020 to March Quarter 2021, which has been estimated to be 1.5%.

$$\text{CPI} = \frac{\text{CPI March 2021}}{\text{CPI March 2020}}$$

Domestic Waste Management Charge

Central Coast Council provides domestic waste management services including weekly domestic waste (red) bin collection, alternate fortnightly recycling (yellow) and vegetation (green) bin collection and six free kerbside collections per year.

Any amounts charged to residents for the domestic waste management service is "restricted for purpose", which means Council can only recover the cost of providing the service from residents without any profit. Any unspent funds must be restricted and used only to pay for the costs of providing domestic waste management services.

User Charges and Fees

This category of income represents a user pay system and relies wholly on demand. It includes both statutory charges, where the price is set by regulation and Council determined charges, where the fee is set to reflect market rates and/or contribute towards the cost recovery of providing the service.

Examples of both types of fees and charges include water usage charges, sewer user charges, tipping fees, holiday park user charges, child care fees, Roads and Maritime Services (RMS) user charges, development application fees, community facility hire fees, building and shop inspections, construction certificates and companion animal registrations.

Council sets other fees and charges based on partial (subsidised) cost recovery, full cost recovery or subject to market forces. Pricing categories are disclosed against each fee in the Fees and Charges schedule appearing in Fees and Charges section of the Operational Plan.

Operating and Capital Grants

Operating grants are provided to Council to fund the delivery of services. Some of the grants are for the delivery of specific services and others are general grants or "untied" grants which means Council can use the funding based on local priorities.

Income received for specific purpose means that it is restricted in use and cannot be used for any purpose other than that identified in the funding agreement. This income is kept as a separate cash reserve until such time as the expenditure occurs. Common examples of specific purpose grants received by Council include roads, street lighting, bushfire prevention, waste and recycling, child care, library services and recreational facilities.

Each specific purpose grant has been considered individually for the LTFP and only those that have been ongoing in recent years have been included as recurrent future income e.g. street lighting. Many of the specific purpose grants received by Council are capital and non-recurrent in nature.

Capital grants are provided to Council to fund renewal or upgrade works on Council assets or for the purchase or construction of new assets. Capital grants are reflected in Council's budget when the grant funding has been confirmed as approved by an external grant funding body. During the financial year as part of Council's quarterly budget reviews any new capital grants confirmed will be reflected in the latest financial forecast.

Financial Assistance Grants

The Federal Government provides the Financial Assistance Grant program to local government under the *Local Government (Financial Assistance) Act 1995* (Commonwealth). The Financial Assistance Grant (FAG) program consists of two components:

- A general purpose component which is distributed between the states and territories according to population (i.e. per capita basis)
- An identified local road component which is distributed between the states and territories according to fixed historical shares.

Both components of the grant are untied in the hands of local government, allowing Councils to spend the grants according to local priorities.

The NSW Local Government Grants Commission recommends the distribution of the funding under the FAG program to NSW local governing bodies in accordance with the *Local Government (Financial Assistance) Act 1995* (Commonwealth) and the National Principles for allocating grants. The grant is paid in equal quarterly instalments by the Australian Government to the NSW Local Government Grants Commission for immediate distribution to local governing bodies in August, November, February and May.

The Australian Government prepaid a portion of the 2020-2021 FAG as it has historically in June. Historically there has been a prepayment of the FAG to Council in June when the Government has additional funds to expend or in extenuating circumstances such as COVID-19 to support Council to deliver essential services. The prepayment of the FAG impacts the timing of when the income is recognised (in which financial year) but does not impact the amount which Council receives overall to fund essential services. The 2021-2022 budget includes an assumed prepayment of 2021-2022 FAG based on historical trends. Any changes to the timing of FAG payments will be reflected in the quarterly budget review process.

Other Revenue

Other sources of revenue include commercial and residential rent, fines and infringements, cemetery plots and memorials, water and sewerage service connections and royalty payments for landfill gas.

The majority of income projections related to other revenues contained within the LTFP are based on historical trend, escalated with CPI.

Interest and Investment Revenue

Council's investments are made in accordance with the *Local Government Act 1993*, the *Local Government (General) Regulation 2005*, Council's Investment Policy, the Ministerial Investment Order issued in 2011 and the Office of Local Government Investment Policy Guidelines published in 2010.

Council invests cash in fixed rate term deposits with Approved Deposit Institutions, keeping risk low while at the same time securing ongoing returns.

Interest rates have been low in historical terms since 2010-2011 and therefore the LTFP has adopted a conservative stance and assumes a stable interest rate over the next few years consistent with recent yields. The amount of interest revenue calculated in the LTFP is directly linked to the available cash balances from the cash flow statement.

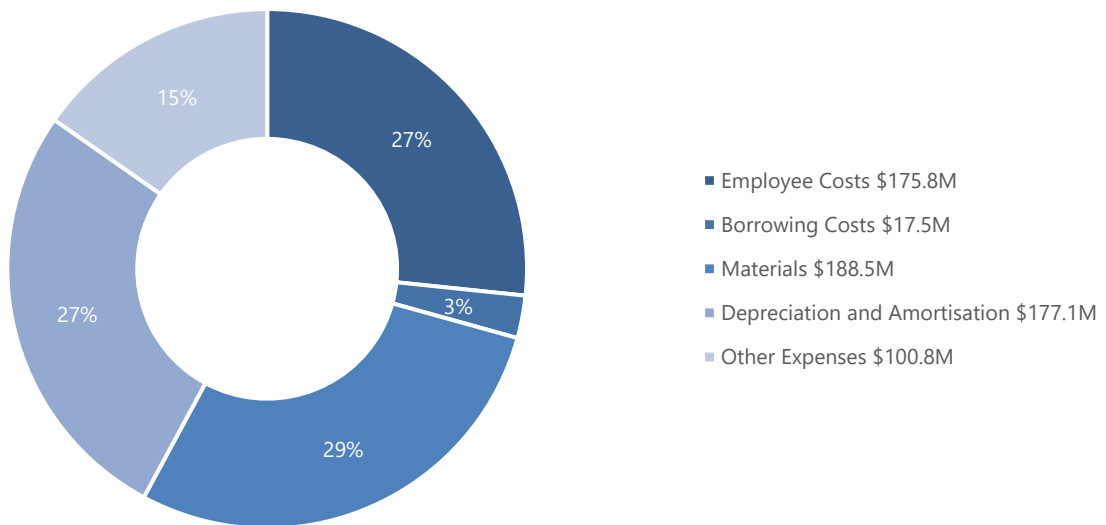
Other income in this category relates to interest imposed on overdue rates and charges. Further information on the rate of interest payable on overdue rates and charges can be found in the *Statement of Revenue* section of the Operational Plan.



FINANCIAL EXPENDITURE

Operating Expenditure

The following operating expenditure details is applicable to the two scenarios (i.e. a one-off 15% and standard rate peg).



Employee Benefits and On-Costs

Employee benefits and on-costs includes salary and wages paid to staff and other direct staff costs such as payroll tax, fringe benefits tax and workers compensation.

Borrowing Costs

Traditionally Council has used long term loans to finance large capital expenditures, particularly related to major water and sewerage network projects. The practice of borrowing funds to generate cash flow to deliver large infrastructure allows the cost of the project to be spread across the useful life of the asset in order to facilitate intergenerational equity for these assets.

Council secured \$150M in new borrowings during 2020-2021. External loan balances are forecast to be \$365M at 30 June 2021. Interest expense has been projected based on the rates applicable for each loan.

Materials and Contracts

The Materials and Contracts budget includes materials, consumables, contractor and consultancy costs and contracts including Council's waste collection contract, equipment hire and fuel, information management hardware and chemicals (for water and sewage treatment).

Depreciation and Amortisation

Depreciation is the systematic allocation of the depreciable amount of an asset over its useful life. Even though this expense item has no cash consequence, we must invest in equivalent renewal or upgrade works to ensure that the assets are held to their optimal levels of serviceability.

Depreciation expense assumptions are based on the effective lives of existing assets and the expected useful lives of new assets. This information is reviewed annually.

Other Expenses

The other expenses budget reflects costs not included in other operating statement expenditure groupings and includes: Council's contributions to emergency services, the Environment Protection Authority waste levy, insurances, electricity, street lighting and gas, software expenses, Mayoral / Councillor fees, Holiday Park management costs, telecommunication costs, bank charges and Local Government election costs.

Capital Expenditure

Council has budgeted to invest \$173.5M on assets in 2021-2022 to improve and add to Council's asset portfolio, which has a gross replacement cost of over \$10.2B.

Capital Works by Expenditure Type

The 2021-2022 capital works program is targeted at renewal and upgrade works to existing assets, with 84.0% or \$145.7M focussed on renewals and upgrades of existing assets. This allocation allows Council to maintain and renew existing assets and to address the asset backlog.

Council has also budgeted \$27.8M, or 16.0% of the capital works program, for new and regionally significant assets.

In June 2013 the former Wyong Shire Council was successful in gaining approval from the Independent Pricing and Regulatory Tribunal (IPART) for a Special Rate Variation (SRV) to address infrastructure asset backlog. The final year of the IPART approved rate increase was 2016-2017, however Council has an obligation to allocate an average of \$10.0M per year to SRV projects for 10 years from the commencement of the SRV. The works undertaken will improve the condition of roads, bridges, footpaths, buildings, sports facilities and information management systems in the north of the region to ensure they are 'satisfactory' in terms of being safe and fit for community use. Council will continue to determine a list of works to be undertaken on an annual basis with the SRV funds in accordance with its Asset Management Strategy.

Expenditure Type	2021-2022 Budget \$	% of Capital Works Program
New and Strategic	27,816,383	16%
Renewal	67,212,030	39%
Upgrade	78,518,563	45%
Total	173,546,976	100%

Capital Works by Source of Revenue and Expenditure Type	2021-2022 Budget \$	2021-2022 New \$	Expenditure Type	
			2021-2022 Renewal \$	2021-2022 Upgrade \$
Grants	43,904,200	8,216,000	7,500,000	28,188,200
Restricted Funds (Inc. Developer Contributions)	23,169,010	11,721,417	5,358,957	6,088,636
General Revenue	106,473,765	7,878,965	54,353,073	44,241,727
Total	173,546,976	27,816,383	67,212,030	78,518,563

Capital Works by Asset Type

The table below provides a summary of the proposed capital works program by the asset type and the percentage of the total capital works program.

Capital Works Program Summary by Asset Type	2021-2022 Budget \$	% of capital works program
Aquatic Facilities	102,000	0.1%
Bridges	2,975,000	1.7%
Buildings	16,683,077	9.6%
Car Parks	1,760,750	1.0%
Footpaths	7,401,972	4.3%
Furniture and Fittings	450,000	0.3%
Information Technology	8,831,570	5.1%
Land Improvements	971,690	0.6%
Library Books	785,000	0.5%
Natural Assets	775,000	0.4%
Open Space Assets	3,885,214	2.2%
Other Assets	497,642	0.3%
Plant and Equipment	12,297,000	7.1%
Roads	34,236,613	19.7%
Sewerage Network	37,427,288	21.6%
Stormwater Drainage	11,153,670	6.4%
Tip Assets	5,382,775	3.1%
Water Supply	27,930,714	16.1%
Total	173,546,976	100.0%



Capital Works by Community Strategic Plan Theme

The table below provides a summary of the proposed capital works program by the primary Community Strategic Plan (CSP) Theme and the percentage of the total capital works program.

CSP Theme	2021-2022 Budget \$	% of Capital Works Program
Belonging	1,428,000	0.8%
Smart	6,322,775	3.6%
Green	28,159,928	16.2%
Responsible	133,049,255	76.7%
Liveable	4,587,017	2.6%
Total	173,546,976	100.0%



FOUR YEAR CAPITAL WORKS PROGRAM



Special Rate Variation Capital Works Projects

In June 2013 the former Wyong Shire Council was successful in gaining approval from the Independent Pricing and Regulatory Tribunal (IPART) for a Special Rate Variation (SRV) to address infrastructure asset backlog.

The final year of the IPART approved rate increase was in 2016-17; however, Council has an ongoing obligation to allocate an average of \$10 million per year to SRV projects. The works undertaken will improve the condition of roads, bridges, footpaths, buildings, sports facilities and information management systems within the former Wyong local government area to ensure they are 'satisfactory' in terms of being safe and fit for community use. Council will continue to determine a list of works to be undertaken on an annual basis with the SRV funds. The following table includes projects directly supported by SRV funds.

In the 2021-2022 capital works program the SRV funded projects total \$6.5 million.

Ref No.	Project	Suburb	Ward	Primary Funding Source	Responsible Unit	2021-2022 Budget \$
Smart						
S031	Toukley Town Centre - Kerb Ramp Upgrade Stage 2	Toukley	Budgewoi	General Revenue	Community Partnerships	18,000
Responsible						
R040	Lakedge Ave - Road Upgrade with Drainage, Kerb and Gutter, Footpath and Pavement Works	Berkeley Vale	The Entrance	General Revenue	Roads and Drainage	837,000
R061	Hue Hue Rd - Pavement Renewal and Road Resurfacing	Wyong	Wyong	General Revenue	Roads and Drainage	605,893
R062	Leonard Ave - Pavement Renewal and Road Resurfacing	Toukley	Budgewoi	General Revenue	Roads and Drainage	587,040
R066	Moss Ave Block 5 - Pavement Renewal and Road Resurfacing	Toukley	Budgewoi	General Revenue	Roads and Drainage	540,064

Ref No.	Project	Suburb	Ward	Primary Funding Source	Responsible Unit	2021-2022 Budget \$
R067	Chain Valley Bay Rd - Pavement Renewal and Road Resurfacing	Chain Valley Bay	Budgewoi	General Revenue	Roads and Drainage	525,671
R076	Moss Ave Block 10 - Pavement Renewal and Road Resurfacing	Toukley	Budgewoi	General Revenue	Roads and Drainage	488,134
R088	Carrington Rd - Bridge Replacement	Narara	Wyong	General Revenue	Roads and Drainage	430,000
R090	Paterson St - Pavement Renewal and Road Resurfacing	Norah head	Budgewoi	General Revenue	Roads and Drainage	409,680
R105	Lakedge Ave - Drainage Upgrade	Berkeley Vale	The Entrance	General Revenue	Roads and Drainage	342,430
R170	Jonathon Cl - Pavement Renewal and Road Resurfacing	Bateau Bay	The Entrance	General Revenue	Roads and Drainage	78,012
R205	Dedman Ln Block 2 - Pavement Renewal and Road Resurfacing	Chain Valley Bay	Budgewoi	General Revenue	Roads and Drainage	23,508
R206	Dedman Ln Block 1 - Pavement Renewal and Road Resurfacing	Chain Valley Bay	Budgewoi	General Revenue	Roads and Drainage	22,779
Liveable						
L015	Don Small Oval Public Toilet construction	Tacoma	Wyong	General Revenue	Facilities and Asset Management	450,000
L021	Karagi Point public toilets - renewal	The Entrance	The Entrance	General Revenue	Facilities and Asset Management	300,000
L030	Grant McBride Baths - Refurbish female toilets and changerooms	The Entrance	The Entrance	General Revenue	Leisure and Lifestyle	167,000
L031	Long Jetty Foreshore Public Toilet	Long Jetty	The Entrance	General Revenue	Facilities and Asset Management	150,000
L039	Local Playspace Renewal - Woolmers Crescent, Mardi	Mardi	Wyong	General Revenue	Open Space and Recreation	105,000
L044	Halekulani Oval sports facilities - refurbishment works	Halekulani	Budgewoi	General Revenue	Facilities and Asset Management	100,000
L045	Harry Moore oval amenities - refurbishment works	Toukley	Budgewoi	General Revenue	Facilities and Asset Management	100,000
L058	Debra Anne Community Centre - Montessori School kitchen upgrade	Bateau Bay	The Entrance	General Revenue	Leasing and Asset Management	51,000
L061	Toukley Neighbourhood centre - building refurbishment	Toukley	Budgewoi	General Revenue	Leasing and Asset Management	50,000

Ref No.	Project	Suburb	Ward	Primary Funding Source	Responsible Unit	2021-2022 Budget \$
L071	Myrtle Brush Community Hall - new concrete ramp	Berkeley Vale	The Entrance	General Revenue	Leasing and Asset Management	30,000
L073	Wyong Family History - roof replacement	Wyong	Wyong	General Revenue	Leasing and Asset Management	28,000
L076	Toukley Library - Automatic Door replacement	Toukley	Budgewoi	General Revenue	Libraries and Education	21,600
Total						6,460,811





Four Year Capital Works Projects

Ref No.	Project	Suburb	Ward	Primary Funding Source	Responsible Unit	2021-2022 Budget \$	2022-2023 Budget \$	2023-2024 Budget \$	2024-2025 Budget \$
Belonging									
B001	Renovate food and Beverage concessions at Central Coast Stadium	Gosford	Gosford West	General Revenue	Economic Development and Property	300,000	-	-	-
B002	Laycock Street Theatre - Airconditioning Replacement	Wyoming	Wyong	General Revenue	Leisure Recreation and Community Facilities	250,000	-	-	-
B003	Risk Mitigation Devices at Central Coast Stadium	Gosford	Gosford West	General Revenue	Economic Development and Property	150,000	-	-	-
B004	Avoca Lifeguard Tower Stand - Observation Tower	Avoca	Gosford East	General Revenue	Leisure Recreation and Community Facilities	100,000	-	-	-
B005	Council Wide CCTV Systems Works - Upgrades to some cameras and network to Safer Streets Network and new installation	Region wide	Region Wide	General Revenue	Leisure Recreation and Community Facilities	96,000	-	-	-
B006	Laycock Street Community - Replace cooling tower with split system	Wyoming	Wyong	General Revenue	Leisure Recreation and Community Facilities	96,000	-	-	-
B007	Cool Room upgrade at Central Coast Stadium	Gosford	Gosford West	General Revenue	Economic Development and Property	90,000	-	-	-
B008	Install roof inspection hatches at Central Coast Stadium	Gosford	Gosford West	General Revenue	Economic Development and Property	90,000	60,000	-	-

Ref No.	Project	Suburb	Ward	Primary Funding Source	Responsible Unit	2021-2022 Budget \$	2022-2023 Budget \$	2023-2024 Budget \$	2024-2025 Budget \$
B009	Air Conditioners at Central Coast Stadium	Gosford	Gosford West	General Revenue	Economic Development and Property	80,000	-	-	-
B010	Reactive renewal at Central Coast Stadium	Gosford	Gosford West	General Revenue	Economic Development and Property	55,000	55,000	55,000	55,000
B011	Gosford Regional Art Gallery - replace exterior fence	Gosford	Gosford West	General Revenue	Leisure Recreation and Community Facilities	36,000	-	-	-
B012	Merchandise outlet at Central Coast Stadium	Gosford	Gosford West	General Revenue	Economic Development and Property	35,000	-	-	-
B013	Stadium internal LED lighting at Central Coast Stadium	Gosford	Gosford West	General Revenue	Economic Development and Property	30,000	-	-	-
B014	Ground floor Amenities consult planning at Central Coast Stadium	Gosford	Gosford West	General Revenue	Economic Development and Property	15,000	-	-	-
B015	Irrigation Control unit at Central Coast Stadium	Gosford	Gosford West	General Revenue	Economic Development and Property	5,000	-	-	-
B016	Gosford Regional Art Gallery - Cafe and Shop - Replace Air Conditioning	Gosford	Gosford West	General Revenue	Leisure Recreation and Community Facilities	-	220,000	-	-
B017	Gosford Regional Art Gallery - Replace office and foyer carpet	Gosford	Gosford West	General Revenue	Leisure Recreation and Community Facilities	-	-	30,000	-
B018	Gosford Regional Gallery - Create corridor to link from studio 3 to the bathrooms,	Gosford	Gosford West	General Revenue	Leisure Recreation and Community Facilities	-	25,000	-	-

Ref No.	Project	Suburb	Ward	Primary Funding Source	Responsible Unit	2021-2022 Budget	2022-2023 Budget	2023-2024 Budget	2024-2025 Budget
						\$	\$	\$	\$
B019	Gosford Regional Gallery - Gallery Building - HVAC Upgrade	Gosford	Gosford West	General Revenue	Leisure Recreation and Community Facilities	-	450,000	-	-
B020	Install corporate TV and LED signs at Central Coast Stadium	Gosford	Gosford West	General Revenue	Economic Development and Property	-	-	-	220,000
B021	Laycock St Theatre - replacement of smoke vents above stage with extraction fans	Wyoming	Wyong	General Revenue	Leisure Recreation and Community Facilities	-	-	400,000	-
B022	Laycock St Theatre - Rolling replacement of aging incandescent stage lighting with LED	Wyoming	Wyong	General Revenue	Leisure Recreation and Community Facilities	-	120,000	-	-
B023	Refurbish eastern corporate facilities at Central Coast Stadium	Gosford	Gosford West	General Revenue	Economic Development and Property	-	-	-	200,000
B024	Refurbish western corporate facilities at Central Coast Stadium	Gosford	Gosford West	General Revenue	Economic Development and Property	-	-	200,000	-
B025	Renewal program off CCTV infrastructure - various community facilities	Region wide	Region Wide	General Revenue	Leisure Recreation and Community Facilities	-	100,000	100,000	100,000
B026	Renovate broadcast facilities at Central Coast Stadium	Gosford	Gosford West	General Revenue	Economic Development and Property	-	200,000	-	-
B027	Renovate corporate amenities at Central Coast Stadium	Gosford	Gosford West	General Revenue	Economic Development and Property	-	-	350,000	-
B028	Renovate East Ground Floor toilets at Central Coast Stadium	Gosford	Gosford West	General Revenue	Economic Development and Property	-	400,000	-	-

Ref No.	Project	Suburb	Ward	Primary Funding Source	Responsible Unit	2021-2022 Budget \$	2022-2023 Budget \$	2023-2024 Budget \$	2024-2025 Budget \$
B029	Replace stadium lighting at Central Coast Stadium	Gosford	Gosford West	General Revenue	Economic Development and Property	-	-	-	250,000
B030	Toukley Tourist and Art Centre - detailed design and DA for new art studio	Toukley	Budgewoi	General Revenue	Leisure Recreation and Community Facilities	-	-	60,000	-
B031	Upgrade cool room at Central Coast Stadium	Gosford	Gosford West	General Revenue	Economic Development and Property	-	-	90,000	-
B032	Upgrade fire control services at Central Coast Stadium	Gosford	Gosford West	General Revenue	Economic Development and Property	-	65,000	-	-
B033	Upgrade master TV antenna at Central Coast Stadium	Gosford	Gosford West	General Revenue	Economic Development and Property	-	-	5,000	-
Smart									
S001	Visitor Information Centre, The Entrance - Upgrade and Renewal	The Entrance	The Entrance	Restricted Funds	Communications, Marketing and Customer Engagement	2,394,327	-	-	-
S002	Design and replacement of street lights and posts at Norah Head Holiday Park	Norah Head	Budgewoi	Restricted Funds	Economic Development and Property	200,000	-	-	-
S003	Design and replacement of street lights and posts at Canton Beach Holiday Park	Canton Beach	Budgewoi	Restricted Funds	Economic Development and Property	180,000	-	-	-
S004	CCC Website enhancement	Region wide	Region Wide	Restricted Funds	Communications, Marketing and Customer Engagement	150,000	-	-	-

Ref No.	Project	Suburb	Ward	Primary Funding Source	Responsible Unit	2021-2022 Budget \$	2022-2023 Budget \$	2023-2024 Budget \$	2024-2025 Budget \$
S005	Renovate cabins at Toowoan Bay Holiday Park	Toowoan Bay	The Entrance	Restricted Funds	Economic Development and Property	150,000	150,000	150,000	150,000
S006	Renovate cabins at Norah Head Holiday Park	Norah Head	Budgewoi	Restricted Funds	Economic Development and Property	120,000	120,000	120,000	120,000
S007	Renovate cabins at Canton Beach Holiday Park	Canton Beach	Budgewoi	Restricted Funds	Economic Development and Property	100,000	120,000	100,000	120,000
S008	Renovate Guest Facilities at Budgewoi Holiday Park	Budgewoi	Budgewoi	Restricted Funds	Economic Development and Property	100,000	120,000	100,000	120,000
S009	Renovate Guest Facilities at Canton Beach Holiday Park	Canton Beach	Budgewoi	Restricted Funds	Economic Development and Property	100,000	120,000	100,000	120,000
S010	Renovate Guest Facilities at Norah Head Holiday Park	Norah Head	Budgewoi	Restricted Funds	Economic Development and Property	100,000	120,000	100,000	120,000
S011	Renovate Guest Facilities at Toowoan Bay Holiday Park	Toowoan Bay	The Entrance	Restricted Funds	Economic Development and Property	100,000	120,000	100,000	120,000
S012	Renovate cabins at Budgewoi Holiday Park	Budgewoi	Budgewoi	Restricted Funds	Economic Development and Property	80,000	120,000	80,000	120,000
S013	Wyong Town Centre - bin enclosure upgrades	Wyong	Wyong	General Revenue	Community and Culture	79,170	-	-	-
S014	Gosford Town Centre - Kerb Upgrades	Gosford	Gosford West	General Revenue	Community and Culture	60,000	-	-	-

Ref No.	Project	Suburb	Ward	Primary Funding Source	Responsible Unit	2021-2022 Budget \$	2022-2023 Budget \$	2023-2024 Budget \$	2024-2025 Budget \$
S015	Road Construction at Toowoona Bay Holiday Park	Toowoona Bay	The Entrance	Restricted Funds	Economic Development and Property	60,000	-	-	-
S016	Wyong Town Centre - seating upgrade	Wyong	Wyong	General Revenue	Community and Culture	56,000	-	-	-
S017	Ettalong Town Centre - Kerb Ramp Upgrades Stage 3	Ettalong Beach	Gosford West	General Revenue	Community and Culture	54,000	-	-	-
S018	Woy Woy Town Centre - Kerb Ramp Upgrades Stage 2	Woy Woy	Gosford West	General Revenue	Community and Culture	48,000	-	-	-
S019	Budgewoi Holiday Park - Reactive Capital Renewal	Budgewoi	Budgewoi	Restricted Funds	Economic Development and Property	45,000	50,000	50,000	50,000
S020	Canton Beach Holiday Park - Reactive Capital Renewal	Canton Beach	Budgewoi	Restricted Funds	Economic Development and Property	45,000	50,000	50,000	50,000
S021	Norah Head Holiday Park - Reactive Capital Renewal	Norah Head	Budgewoi	Restricted Funds	Economic Development and Property	45,000	50,000	50,000	50,000
S022	Toowoona Bay Holiday Park - Reactive Capital Renewal	Toowoona Bay	The Entrance	Restricted Funds	Economic Development and Property	45,000	50,000	50,000	50,000
S023	The Entrance Town Centre - street light planter boxes	The Entrance	The Entrance	General Revenue	Community and Culture	38,400	-	-	-
S024	Memorial Park - tree surrounds	The Entrance	The Entrance	General Revenue	Community and Culture	36,720	-	-	-
S025	Umina Town Centre - Kerb Ramp Upgrades Stage 1	Umina Beach	Gosford West	General Revenue	Community and Culture	36,000	-	-	-
S026	Budgewoi Town Centre - Kerb Ramp Upgrade Stage 3	Budgewoi	Budgewoi	General Revenue	Community and Culture	30,000	-	-	-

Ref No.	Project	Suburb	Ward	Primary Funding Source	Responsible Unit	2021-2022 Budget \$	2022-2023 Budget \$	2023-2024 Budget \$	2024-2025 Budget \$
S027	Patonga Camp Ground - Reactive Capital Renewal	Patonga	Gosford West	Restricted Funds	Economic Development and Property	30,000	30,000	30,000	30,000
S028	Road Construction at Budgewoi Holiday park	Budgewoi	Budgewoi	Restricted Funds	Economic Development and Property	30,000	-	-	-
S029	Wyong Town Centre - Kerb Ramp Upgrade Stage 1	Wyong	Wyong	General Revenue	Community and Culture	30,000	-	-	-
S030	Gosford Town Centre - Tactile upgrade Kibble Park and William Street	Gosford	Gosford West	General Revenue	Community and Culture	26,400	-	-	-
S031	Toukley Town Centre - Kerb Ramp Upgrade Stage 2	Toukley	Budgewoi	General Revenue	Community and Culture	18,000	-	-	-
S032	Avoca Town Centre - Beach Viewing Deck Upgrade	Avoca	Gosford East	General Revenue	Community and Culture	-	20,000	-	-
S033	Design and replacement of street lights and posts at Budgewoi Holiday Park	Budgewoi	Budgewoi	General Revenue	Economic Development and Property	-	210,000	-	-
S034	Design and replacement of street lights and posts at Patonga Camp Ground	Patonga	Gosford West	General Revenue	Economic Development and Property	-	85,000	-	-
S035	Design and replacement of street lights and posts at Toowoong Bay Holiday park	Toowoong Bay	The Entrance	General Revenue	Economic Development and Property	-	-	210,000	-
S036	Ettalong Town Centre - Seating Upgrade	Ettalong Beach	Gosford West	General Revenue	Community and Culture	-	26,000	-	-
S037	Gosford Town Centre - Burns Park LED Bollards	Gosford	Gosford West	General Revenue	Community and Culture	-	25,000	-	-
S038	Gosford Town Centre - Pedestrian crossing upgrades in Gosford CBD.	Gosford	Gosford West	General Revenue	Community and Culture	-	-	45,000	-

Ref No.	Project	Suburb	Ward	Primary Funding Source	Responsible Unit	2021-2022 Budget \$	2022-2023 Budget \$	2023-2024 Budget \$	2024-2025 Budget \$
S039	Gosford Town Centre - Public Space Recycling for Gosford CBD	Gosford	Gosford West	General Revenue	Community and Culture	-	-	200,000	-
S040	Gosford Town Centre - Round about upgrades	Gosford	Gosford West	General Revenue	Community and Culture	-	52,000	-	-
S041	Memorial Park - carpark upgrade	The Entrance	The Entrance	General Revenue	Community and Culture	-	-	500,000	-
S042	Rolling works program - Community Engagement	Region wide	Region Wide	General Revenue	Communications, Marketing and Customer Engagement	-	-	-	680,000
S043	Rolling works program - Community Partnerships	Region wide	Region Wide	General Revenue	Community and Culture	-	-	-	680,000
S044	Signage Actions - Town Centres and Suburb Signs	Region wide	Region Wide	General Revenue	Communications, Marketing and Customer Engagement	-	41,000	200,000	-
S045	Terrigal Town Centre - Bin Hutch upgrades, Terrigal and Avoca	Avoca	Gosford East	General Revenue	Community and Culture	-	150,000	-	-
S046	Terrigal Town Centre - Gateway Signs	Terrigal	Gosford East	General Revenue	Community and Culture	-	132,000	-	-
S047	The Entrance Town Centre - Main street Outdoor Dining	The Entrance	The Entrance	General Revenue	Community and Culture	-	-	-	100,000
S048	The Entrance Town Centre - Outdoor Awnings Waterfront plaza	The Entrance	The Entrance	General Revenue	Community and Culture	-	-	540,000	-
S049	The Entrance Town Centre - Waterfront Plaza Synthetic Turf Upgrades	The Entrance	The Entrance	General Revenue	Community and Culture	-	27,200	-	-
S050	Toukley Town Centre - Carpark lights - Northern section of Coles carpark	Toukley	Budgewoi	General Revenue	Community and Culture	-	120,000	-	-

Ref No.	Project	Suburb	Ward	Primary Funding Source	Responsible Unit	2021-2022 Budget \$	2022-2023 Budget \$	2023-2024 Budget \$	2024-2025 Budget \$
S051	Umina Town Centre - Seating Upgrade	Umina Beach	Gosford West	General Revenue	Community and Culture	-	50,000	-	-
S052	Visit Central Coast website	Region wide	Region Wide	General Revenue	Communications, Marketing and Customer Engagement	-	-	150,000	-
S053	Wyong Town Centre - Decorative Lights	Wyong	Wyong	General Revenue	Community and Culture	-	25,000	-	-
Green									
G001	Construction of Cell 4.4 Buttonderry Waste Management Facility	Jilliby	Wyong	Restricted Funds	Waste Services and Business Development	5,382,775	-	-	-
G002	Castle Circuit and Homan Escarpment	Umina Beach	Gosford West	General Revenue	Environmental Management	600,000	-	-	-
G003	GPT Upgrade Olney Cres Blue Haven - ERF - Construction 5.9	Blue Haven	Budgewoi	Grant Funding	Environmental Management	125,000	-	-	-
G004	Bush Fire Mitigation Asset Priority Upgrades (Multi Ward)	Region wide	Region Wide	General Revenue	Environmental Management	65,000	135,618	155,618	120,618
G005	Saltmarsh Swale Highview Av, San Remo - ERF - Construction 5.6	San Remo	Budgewoi	Grant Funding	Environmental Management	50,000	315,000	-	-
G006	Clyde Road Holgate Fire Trail	Holgate	Gosford East	General Revenue	Environmental Management	40,000	130,000	-	-
G007	Upgrade Telemetry Equipment	Region wide	Region Wide	General Revenue	Environmental Management	40,000	40,000	-	-
G008	Bush fire mitigation activates in response to RFS Notices	Region wide	Region Wide	General Revenue	Environmental Management	20,000	35,000	50,000	40,000
G009	Area 5 access bridge and approaches	Region wide	Region Wide	General Revenue	Waste Services and Business Development	-	80,000	30,000	-

Ref No.	Project	Suburb	Ward	Primary Funding Source	Responsible Unit	2021-2022 Budget \$	2022-2023 Budget \$	2023-2024 Budget \$	2024-2025 Budget \$
G010	Bradys Gully Holgate Fire Trail	Holgate	Gosford East	General Revenue	Environmental Management	-	-	170,000	-
G011	Brisbane Water priority foreshore and seawall restoration works	Region wide	Region Wide	General Revenue	Environmental Management	-	-	100,000	300,000
G012	Buttonderry Waste Management Facility access road	Jilliby	Wyong	General Revenue	Waste Services and Business Development	-	-	150,000	-
G013	Buttonderry Waste Management Facility leachate and irrigation renewal	Jilliby	Wyong	General Revenue	Waste Services and Business Development	-	-	135,000	-
G014	Buttonderry Waste Management Facility scrap metal area	Jilliby	Wyong	General Revenue	Waste Services and Business Development	-	230,000	-	-
G015	Cell 4.5 Buttonderry Waste Management Facility	Jilliby	Wyong	General Revenue	Waste Services and Business Development	-	100,000	300,000	4,050,000
G016	Embellishment of Rumbalara Reserve	Gosford	Gosford West	General Revenue	Environmental Management	-	-	110,000	-
G017	Katandra - Mt Elliot Picnic Area	Mount Elliot	Wyong	General Revenue	Environmental Management	-	-	120,000	-
G018	MacMasters Beach Seawall	Macmasters Beach	Gosford East	General Revenue	Environmental Management	-	200,000	270,000	-
G019	Mt Ettalong Lookout renewal	Umina Beach	Gosford West	General Revenue	Environmental Management	-	50,000	-	130,000
G020	New Stormwater Gross Pollutant Trap Del Monte Place Copacabana	Copacabana	Gosford East	General Revenue	Environmental Management	-	-	-	250,000
G021	New Stormwater Gross Pollutant Trap Russell Drysdale Street East Gosford	East Gosford	Gosford West	General Revenue	Environmental Management	-	-	150,000	-

Ref No.	Project	Suburb	Ward	Primary Funding Source	Responsible Unit	2021-2022 Budget	2022-2023 Budget	2023-2024 Budget	2024-2025 Budget
						\$	\$	\$	\$
G022	Nursery Greenhouse	Region wide	Region Wide	General Revenue	Environmental Management	-	-	50,000	-
G023	Pearl Beach Lagoon CZMP Actions - Stormwater Treatment	Pearl Beach	Gosford West	General Revenue	Environmental Management	-	-	-	200,000
G024	Public litter bin hutch renewal	Region wide	Region Wide	General Revenue	Waste Services and Business Development	-	100,000	100,000	-
G025	Purchase Resistograph Tree Assessment	Region wide	Region Wide	General Revenue	Environmental Management	-	20,000	-	-
G026	Renew DGPT-51801, DGPT-51802 Palomar Ave Toukley	Toukley	Budgewoi	General Revenue	Environmental Management	-	-	-	100,000
G027	Renew DGPT-52030 Quattroville Green Point	Green Point	Gosford East	General Revenue	Environmental Management	-	-	10,000	-
G028	RFS - Internal and external upgrades for operational and legislative requirements	Region wide	Region Wide	General Revenue	Environmental Management	-	175,000	120,000	90,000
G029	Rip Rd Reserve Seawall	Blackwall	Gosford West	General Revenue	Environmental Management	-	-	-	270,000
G030	Upgrade DGPT-51765 200 Eastern Rd Bateau Bay	Bateau Bay	The Entrance	General Revenue	Environmental Management	-	-	-	50,000
G031	Upgrade DGPT-51959, DGPT-51760, DGPT-51757, DGPT-51759, DGPT-51783 Sunrise Ave and MacLeay Dr Halekulani	Halekulani	Budgewoi	General Revenue	Environmental Management	-	-	250,000	-
G032	Woy Woy Waste Management Facility south cell liners	Woy Woy	Gosford West	General Revenue	Waste Services and Business Development	-	180,000	2,500,000	-

Ref No.	Project	Suburb	Ward	Primary Funding Source	Responsible Unit	2021-2022 Budget \$	2022-2023 Budget \$	2023-2024 Budget \$	2024-2025 Budget \$
G033	Woy Woy Waste Management Facility - construct eastern platform	Woy Woy	Gosford West	General Revenue	Waste Services and Business Development	-	750,000	-	-
G034	Woy Woy Waste Management Facility electrical upgrade	Woy Woy	Gosford West	General Revenue	Waste Services and Business Development	-	180,000	90,000	-
G035	Woy Woy Waste Management Facility leachate system	Woy Woy	Gosford West	General Revenue	Waste Services and Business Development	-	135,000	90,000	-
G036	Woy Woy Waste Management Facility north area planning	Woy Woy	Gosford West	General Revenue	Waste Services and Business Development	-	50,000	100,000	-
G037	Woy Woy Waste Management Facility south cell bulk excavations	Woy Woy	Gosford West	General Revenue	Waste Services and Business Development	-	1,993,000	400,000	-
G001	Construction of Cell 4.4 Buttonderry Waste Management Facility	Jilliby	Wyong	Restricted Funds	Waste Services and Business Development	5,382,775	-	-	-
G002	Castle Circuit and Homan Escarpment	Umina Beach	Gosford West	General Revenue	Environmental Management	600,000	-	-	-
G003	GPT Upgrade Olney Cres Blue Haven - ERF - Construction 5.9	Blue Haven	Budgewoi	Grant Funding	Environmental Management	125,000	-	-	-
G004	Bush Fire Mitigation Asset Priority Upgrades (Multi Ward)	Region wide	Region Wide	General Revenue	Environmental Management	65,000	135,618	155,618	120,618
G005	Saltmarsh Swale Highview Av, San Remo - ERF - Construction 5.6	San Remo	Budgewoi	Grant Funding	Environmental Management	50,000	315,000	-	-
G006	Clyde Road Holgate Fire Trail	Holgate	Gosford East	General Revenue	Environmental Management	40,000	130,000	-	-

Ref No.	Project	Suburb	Ward	Primary Funding Source	Responsible Unit	2021-2022 Budget \$	2022-2023 Budget \$	2023-2024 Budget \$	2024-2025 Budget \$
G007	Upgrade Telemetry Equipment	Region wide	Region Wide	General Revenue	Environmental Management	40,000	40,000	-	-
G008	Bush fire mitigation activates in response to RFS Notices	Region wide	Region Wide	General Revenue	Environmental Management	20,000	35,000	50,000	40,000
G009	Area 5 access bridge and approaches	Region wide	Region Wide	General Revenue	Waste Services and Business Development	-	80,000	30,000	-
G010	Bradys Gully Holgate Fire Trail	Holgate	Gosford East	General Revenue	Environmental Management	-	-	170,000	-
G011	Brisbane Water priority foreshore and seawall restoration works	Region wide	Region Wide	General Revenue	Environmental Management	-	-	100,000	300,000
G012	Buttonderry Waste Management Facility access road	Jilliby	Wyong	General Revenue	Waste Services and Business Development	-	-	150,000	-
G013	Buttonderry Waste Management Facility leachate and irrigation renewal	Jilliby	Wyong	General Revenue	Waste Services and Business Development	-	-	135,000	-
G014	Buttonderry Waste Management Facility scrap metal area	Jilliby	Wyong	General Revenue	Waste Services and Business Development	-	230,000	-	-
G015	Cell 4.5 Buttonderry Waste Management Facility	Jilliby	Wyong	General Revenue	Waste Services and Business Development	-	100,000	300,000	4,050,000
G016	Embellishment of Rumbalara Reserve	Gosford	Gosford West	General Revenue	Environmental Management	-	-	110,000	-
G017	Katandra - Mt Elliot Picnic Area	Mount Elliot	Wyong	General Revenue	Environmental Management	-	-	120,000	-
G018	MacMasters Beach Seawall	Macmasters Beach	Gosford East	General Revenue	Environmental Management	-	200,000	270,000	-

Ref No.	Project	Suburb	Ward	Primary Funding Source	Responsible Unit	2021-2022 Budget	2022-2023 Budget	2023-2024 Budget	2024-2025 Budget
						\$	\$	\$	\$
G019	Mt Ettalong Lookout renewal	Umina Beach	Gosford West	General Revenue	Environmental Management	-	50,000	-	130,000
G020	New Stormwater Gross Pollutant Trap Del Monte Place Copacabana	Copacabana	Gosford East	General Revenue	Environmental Management	-	-	-	250,000
G021	New Stormwater Gross Pollutant Trap Russell Drysdale Street East Gosford	East Gosford	Gosford West	General Revenue	Environmental Management	-	-	150,000	-
G022	Nursery Greenhouse	Region wide	Region Wide	General Revenue	Environmental Management	-	-	50,000	-
G023	Pearl Beach Lagoon CZMP Actions - Stormwater Treatment	Pearl Beach	Gosford West	General Revenue	Environmental Management	-	-	-	200,000
G024	Public litter bin hutch renewal	Region wide	Region Wide	General Revenue	Waste Services and Business Development	-	100,000	100,000	-
G025	Purchase Resistograph Tree Assessment	Region wide	Region Wide	General Revenue	Environmental Management	-	20,000	-	-
G026	Renew DGPT-51801, DGPT-51802 Palomar Ave Toukley	Toukley	Budgewoi	General Revenue	Environmental Management	-	-	-	100,000
G027	Renew DGPT-52030 Quattroville Green Point	Green Point	Gosford East	General Revenue	Environmental Management	-	-	10,000	-
G028	RFS - Internal and external upgrades for operational and legislative requirements	Region wide	Region Wide	General Revenue	Environmental Management	-	175,000	120,000	90,000
G029	Rip Rd Reserve Seawall	Blackwall	Gosford West	General Revenue	Environmental Management	-	-	-	270,000
G030	Upgrade DGPT-51765 200 Eastern Rd Bateau Bay	Bateau Bay	The Entrance	General Revenue	Environmental Management	-	-	-	50,000

Ref No.	Project	Suburb	Ward	Primary Funding Source	Responsible Unit	2021-2022 Budget \$	2022-2023 Budget \$	2023-2024 Budget \$	2024-2025 Budget \$
G031	Upgrade DGPT-51959, DGPT-51760, DGPT-51757, DGPT-51759, DGPT-51783 Sunrise Ave and MacLeay Dr Halekulani	Halekulani	Budgewoi	General Revenue	Environmental Management	-	-	250,000	-
G032	Woy Woy Waste Management Facility south cell liners	Woy Woy	Gosford West	General Revenue	Waste Services and Business Development	-	180,000	2,500,000	-
G033	Woy Woy Waste Management Facility - construct eastern platform	Woy Woy	Gosford West	General Revenue	Waste Services and Business Development	-	750,000	-	-
G034	Woy Woy Waste Management Facility electrical upgrade	Woy Woy	Gosford West	General Revenue	Waste Services and Business Development	-	180,000	90,000	-
G035	Woy Woy Waste Management Facility leachate system	Woy Woy	Gosford West	General Revenue	Waste Services and Business Development	-	135,000	90,000	-
G036	Woy Woy Waste Management Facility north area planning	Woy Woy	Gosford West	General Revenue	Waste Services and Business Development	-	50,000	100,000	-
G037	Woy Woy Waste Management Facility south cell bulk excavations	Woy Woy	Gosford West	General Revenue	Waste Services and Business Development	-	1,993,000	400,000	-
Responsible									
R001	Sewer Infrastructure Reinforcements - Gosford CBD	Gosford	Gosford West	Grant Funding pending	Water and Sewer	10,824,406	12,529,916	4,786,190	-
R002	PandF Vehicle Acquisitions	Region wide	Region Wide	Restricted Funds	Plant and Fleet	7,722,123	10,631,770	10,813,512	11,987,495
R003	Water Treatment Plant Major Upgrade - Mardi	Mardi	Wyong	Grant Funding	Water and Sewer	6,801,100	25,866,100	7,702,500	-

Ref No.	Project	Suburb	Ward	Primary Funding Source	Responsible Unit	2021-2022 Budget \$	2022-2023 Budget \$	2023-2024 Budget \$	2024-2025 Budget \$
R004	Water Mains Asset Renewal Program - Region Wide	Region wide	Region Wide	General Revenue	Water and Sewer	4,750,000	750,000	5,000,000	5,000,000
R005	Water Infrastructure Reinforcements - Gosford CBD	Gosford	Gosford West	Grant Funding	Water and Sewer	4,336,946	3,884,955	1,551,827	-
R006	Sewer Infrastructure - Warnervale Town Centre	Warnervale	Wyong	Grant Funding	Water and Sewer	4,189,555	391,570	50,000	-
R007	Sewer Main Asset Renewal Program - Region Wide	Region wide	Region Wide	General Revenue	Water and Sewer	2,750,000	2,750,000	3,000,000	3,000,000
R008	Del Monte PI - Road Upgrade with Drainage, Kerb and Gutter, Footpath and Pavement Works	Copacabana	Gosford East	Grant Funding	Infrastructure Services	2,560,000	3,700,000	-	-
R009	Louisiana Rd - Drainage Upgrade	Hamlyn Terrace	Wyong	General Revenue	Infrastructure Services	2,500,000	-	-	-
R010	Road Resealing Program	Region wide	Region Wide	General Revenue	Infrastructure Services	2,300,000	2,030,000	4,800,000	-
R011	Old Maitland Rd - Road Safety Improvements	Mardi	Wyong	Grant Funding	Infrastructure Services	1,975,000	-	-	-
R012	Asphalt Resurfacing Program	Region wide	Region Wide	General Revenue	Infrastructure Services	1,950,960	993,400	2,450,000	4,100,000
R013	Ridgway Rd - Road Upgrade with Drainage, Kerb and Gutter, Footpath and Pavement Works	Lisarow	Wyong	Grant Funding	Infrastructure Services	1,825,000	2,280,000	-	-
R014	Sewerage System Low Pressure Installation - South Tacoma	Tacoma South	Wyong	General Revenue	Water and Sewer	1,678,000	92,000	-	-
R015	Water Infrastructure - Warnervale Town Centre	Warnervale	Wyong	Grant Funding	Water and Sewer	1,661,445	169,337	50,000	-
R016	Tramway Rd, View St and Elgata Ave - Road Upgrade with Drainage, Kerb and Gutter, Footpath and Pavement Works	North Avoca	Gosford East	Grant Funding	Infrastructure Services	1,505,000	-	-	-

Ref No.	Project	Suburb	Ward	Primary Funding Source	Responsible Unit	2021-2022 Budget \$	2022-2023 Budget \$	2023-2024 Budget \$	2024-2025 Budget \$
R017	Steyne Road - Road Upgrade with Drainage, Kerb and Gutter, Footpath and Pavement Works	Saratoga	Gosford East	Grant Funding	Infrastructure Services	1,460,000	-	-	-
R018	Avoca Dr - Drainage Upgrade	Avoca	Gosford East	General Revenue	Infrastructure Services	1,393,000	1,500,000	950,000	800,000
R019	Water Trunk Main Renewal - North Avoca to Avoca	Avoca	Gosford East	General Revenue	Water and Sewer	1,377,000	-	-	-
R020	Sewer Pump Station and Rising Main Renewal - Crystal St Forresters Beach (FB1)	Forresters Beach	The Entrance	General Revenue	Water and Sewer	1,328,000	1,715,000	-	-
R021	Sewage Treatment Plant Major Augmentation Works - Charmhaven	Charmhaven	Budgewoi	Restricted Funds	Water and Sewer	1,240,000	4,500,000	3,680,000	-
R022	Del Monte Pl - Drainage Upgrade	Copacabana	Gosford East	Grant Funding	Infrastructure Services	1,140,000	-	-	-
R023	Annual Water Meter Replacement Program - Region Wide	Region wide	Region Wide	General Revenue	Water and Sewer	1,124,000	-	574,000	574,000
R024	Sewer Rising Main Upgrade - Bungary Road Norah Head (TO08A)	Norah Head	Budgewoi	Restricted Funds	Water and Sewer	1,121,000	-	-	-
R025	Sewer Pump Station Pump Replacement - McDonagh Rd Tacoma (WS29)	Tacoma	Wyong	General Revenue	Water and Sewer	1,052,396	1,213,604	-	-
R026	Davistown Rd - Road Upgrade with Drainage, Kerb and Gutter, Footpath and Pavement Works	Davistown	Gosford East	General Revenue	Infrastructure Services	1,015,000	150,000	-	-
R027	Ocean Beach Rd and Rawson Rd - Intersection Upgrade	Woy Woy	Gosford West	Grant Funding	Infrastructure Services	1,000,000	10,000,000	14,700,000	6,800,000
R028	Water Service Connections - Region Wide	Region wide	Region Wide	General Revenue	Water and Sewer	1,000,000	1,000,000	1,000,000	1,000,000
R029	Business Intelligence System	Region wide	Region Wide	General Revenue	Information Technology	981,970	-	-	-

Ref No.	Project	Suburb	Ward	Primary Funding Source	Responsible Unit	2021-2022 Budget \$	2022-2023 Budget \$	2023-2024 Budget \$	2024-2025 Budget \$
R030	Grandview St and Bonnieview St - Intersection Upgrade	Long Jetty	The Entrance	Developer Contributions	Infrastructure Services	954,000	-	-	-
R031	Sewer Pump Station Renewal - Toukley Package TO1 TO6 TO9	Toukley	Budgewoi	Restricted Funds	Water and Sewer	944,766	-	-	-
R032	Lushington St - Road Upgrade with Drainage, Kerb and Gutter, Footpath and Pavement Works	East Gosford	Gosford West	Grant Funding	Infrastructure Services	940,000	-	-	-
R033	PandF Equipment Acquisitions	Region wide	Region Wide	General Revenue	Plant and Fleet	929,877	518,996	354,123	858,603
R034	Springwood Street - Road Upgrade with Drainage, Kerb and Gutter, Footpath and Pavement Works	Ettalong Beach	Gosford West	Grant Funding	Infrastructure Services	910,000	-	-	-
R035	Maloneys Bridge - Replacement	Cedar Brush Creek	Wyong	Grant Funding	Infrastructure Services	900,000	200,000	-	-
R036	Sewer LPSS Vacuum System Minor Asset Renewal/Replace Program - Region Wide	Region wide	Region Wide	General Revenue	Water and Sewer	890,000	1,140,000	1,140,000	1,140,000
R037	Water Trunk Main Renewal - Davistown Rd Saratoga	Saratoga	Gosford East	General Revenue	Water and Sewer	876,500	-	-	-
R038	Wisemans Ferry Rd - Road Safety Improvements	Somersby	Gosford West	Grant Funding	Infrastructure Services	860,000	-	-	-
R039	Transformation Asset Management System (Multi Year)	Region wide	Region Wide	General Revenue	Information Technology	850,000	-	-	-
R040	Lakedge Ave - Road Upgrade with Drainage, Kerb and Gutter, Footpath and Pavement Works	Berkeley Vale	The Entrance	General Revenue	Infrastructure Services	837,000	-	-	-
R041	Sewer Rising Main Replacement - Koowong Road Gwandalan (GW02)	Gwandalan	Budgewoi	General Revenue	Water and Sewer	820,000	-	-	-
R042	IMT Integration	Region wide	Region Wide	General Revenue	Information Technology	791,500	-	-	-

Ref No.	Project	Suburb	Ward	Primary Funding Source	Responsible Unit	2021-2022 Budget \$	2022-2023 Budget \$	2023-2024 Budget \$	2024-2025 Budget \$
R043	Transformation Property and Rating Multi Year	Region wide	Region Wide	General Revenue	Information Technology	750,000	-	-	-
R044	Water Trunk Main Renewal - Hillcrest Road Empire Bay	Empire Bay	Gosford East	General Revenue	Water and Sewer	750,000	-	-	-
R045	Ocean Pde and Boondilla Rd - Intersection Upgrade	Woy Woy	Gosford West	Developer Contributions	Infrastructure Services	735,000	-	-	-
R046	Car Park and Road Upgrade - Sydney Avenue Access Road, Umina Beach - Construction	Umina Beach	Gosford West	Grant Funding pending	Sports Fields, Parks and Playgrounds	720,000	-	-	-
R047	Move Gosford Datacentre	Region wide	Region Wide	General Revenue	Information Technology	700,000	-	-	-
R048	Our+Apps Development	Region wide	Region Wide	General Revenue	Information Technology	700,000	-	-	-
R049	Water Reservoirs Asset Renewal Program - Region Wide	Region wide	Region Wide	General Revenue	Water and Sewer	678,000	250,000	550,000	-
R050	Ridgway Rd - Drainage Upgrade	Lisarow	Wyong	Grant Funding	Infrastructure Services	675,000	-	-	-
R051	Sewer Pump Station Asset Renewal Program - Region Wide	Region wide	Region Wide	General Revenue	Water and Sewer	670,000	600,000	560,000	520,000
R052	Tuggerah Parade and Archbold Road - Intersection Upgrade	Long Jetty	The Entrance	Developer Contributions	Infrastructure Services	652,000	-	-	-
R053	Drainage Design Program	Region wide	Region Wide	General Revenue	Infrastructure Services	650,000	675,000	700,000	725,000
R054	HCM System Enhancements	Region wide	Region Wide	General Revenue	Information Technology	650,000	-	-	-
R055	Road Design Program	Region wide	Region Wide	General Revenue	Infrastructure Services	650,000	800,000	850,000	900,000

Ref No.	Project	Suburb	Ward	Primary Funding Source	Responsible Unit	2021-2022 Budget \$	2022-2023 Budget \$	2023-2024 Budget \$	2024-2025 Budget \$
R056	Tramway Rd, View St and Elgata Ave - Drainage Upgrade	North Avoca	Gosford East	Grant Funding	Infrastructure Services	645,000	-	-	-
R057	Steyne Road - Drainage Upgrade	Saratoga	Gosford East	Grant Funding	Infrastructure Services	640,000	2,800,000	2,800,000	3,500,000
R058	Network Zoning	Region wide	Region Wide	General Revenue	Information Technology	630,000	-	-	-
R059	Sewage Treatment Plant Sludge Scrapers Replacement - Kincumber	Kincumber	Gosford East	General Revenue	Water and Sewer	630,000	302,000	-	-
R060	Additional New Water Reservoir Assets - Region Wide	Region wide	Region Wide	General Revenue	Water and Sewer	608,792	-	-	-
R061	Hue Hue Rd - Pavement Renewal and Road Resurfacing	Wyong	Wyong	General Revenue	Infrastructure Services	605,893	-	-	-
R062	Leonard Ave - Pavement Renewal and Road Resurfacing	Toukley	Budgewoi	General Revenue	Infrastructure Services	587,040	-	-	-
R063	Water and Sewer Asset and Network Security Installations - Region Wide	Region wide	Region Wide	General Revenue	Water and Sewer	580,806	984,543	1,066,315	719,774
R064	Sewer Rising Main Replacement - Maitland Bay Drive Ettalong Beach (E02)	Ettalong Beach	Gosford West	General Revenue	Water and Sewer	580,000	-	-	-
R065	Community DXP Development	Region wide	Region Wide	General Revenue	Information Technology	550,000	-	-	-
R066	Moss Ave Block 5 - Pavement Renewal and Road Resurfacing	Toukley	Budgewoi	General Revenue	Infrastructure Services	540,064	-	-	-
R067	Chain Valley Bay Rd - Pavement Renewal and Road Resurfacing	Chain Valley Bay	Budgewoi	General Revenue	Infrastructure Services	525,671	-	-	-
R068	Customer 360	Region wide	Region Wide	General Revenue	Information Technology	500,000	-	-	-

Ref No.	Project	Suburb	Ward	Primary Funding Source	Responsible Unit	2021-2022 Budget \$	2022-2023 Budget \$	2023-2024 Budget \$	2024-2025 Budget \$
R069	Network and Automation Remote Telemetry Unit Replacement - Region Wide	Region wide	Region Wide	General Revenue	Water and Sewer	500,000	500,000	500,000	500,000
R070	Sewer Pump Station Electrical and Control Switchboard Replacement Program - Northern Region	Region wide	Region Wide	General Revenue	Water and Sewer	500,000	500,000	500,000	500,000
R071	Sewer Pump Station Electrical and Control Switchboard Replacement Program - Southern Region	Region wide	Region Wide	General Revenue	Water and Sewer	500,000	500,000	500,000	500,000
R072	Sewer System Bolt Down Cover Installation - Coastal System	Region wide	Region Wide	Restricted Funds	Water and Sewer	500,000	1,500,000	780,000	-
R073	St Huberts Island Bridge - Fencing Upgrade	St Huberts Island	Gosford East	Grant Funding	Infrastructure Services	500,000	-	-	-
R074	Water Network Emergency and Minor Asset Renewals	Region wide	Region Wide	General Revenue	Water and Sewer	500,000	500,000	500,000	500,000
R075	Water Treatment Plant Major Electrical Renewal - Mardi	Mardi	Wyong	General Revenue	Water and Sewer	500,000	500,000	100,000	-
R076	Moss Ave Block 10 - Pavement Renewal and Road Resurfacing	Toukley	Budgewoi	General Revenue	Infrastructure Services	488,134	-	-	-
R077	Peel St Block 1 - Pavement Renewal and Road Resurfacing	Toukley	Budgewoi	Grant Funding	Infrastructure Services	474,000	-	-	-
R078	Pile Rd - Road Upgrade with Drainage, Kerb and Pavement Works	Somersby	Gosford West	Grant Funding	Infrastructure Services	472,000	-	-	-
R079	Sewer Rising Main Partial Replacement - Mannering Park (MP08)	Mannering Park	Budgewoi	General Revenue	Water and Sewer	472,000	-	-	-
R080	Carpark Renewal Program	Region wide	Region Wide	General Revenue	Infrastructure Services	469,000	550,000	575,000	600,000
R081	Sewage Treatment Plant Public Waste Disposal Point - Kincumber	Kincumber	Gosford East	General Revenue	Water and Sewer	461,000	1,326,000	-	-

Ref No.	Project	Suburb	Ward	Primary Funding Source	Responsible Unit	2021-2022 Budget \$	2022-2023 Budget \$	2023-2024 Budget \$	2024-2025 Budget \$
R082	Fowlers Rd - Bridge Replacement	Kangy Angy	Wyong	Grant Funding	Infrastructure Services	450,000	-	-	-
R083	Kalakau Avenue - Drainage Outlet Replacement	Forresters Beach	The Entrance	General Revenue	Infrastructure Services	450,000	-	-	-
R084	Minor Transport Improvement Program	Region wide	Region Wide	General Revenue	Infrastructure Services	450,000	500,000	518,000	537,000
R085	Nirvana St Block 6 - Pavement Renewal and Road Resurfacing	Long Jetty	The Entrance	Grant Funding	Infrastructure Services	450,000	-	-	-
R086	Sewer Pump Station Renewal - Government Road Summerland Point (GW05)	Summerland Point	Budgewoi	General Revenue	Water and Sewer	450,000	550,000	-	-
R087	Car Park Upgrade - Mulloway Road, Chain Valley Bay	Chain Valley Bay	Budgewoi	Grant Funding	Sports Fields, Parks and Playgrounds	435,000	-	-	-
R088	Carrington Rd - Bridge Replacement	Narara	Wyong	General Revenue	Infrastructure Services	430,000	-	-	-
R089	Bus Stop Improvement Program	Region wide	Region Wide	General Revenue	Infrastructure Services	425,000	250,000	495,000	515,000
R090	Paterson St - Pavement Renewal and Road Resurfacing	Norah head	Budgewoi	General Revenue	Infrastructure Services	409,680	-	-	-
R091	Water Catchment Area - Fire Trail Renewals - Region Wide	Region wide	Region Wide	General Revenue	Water and Sewer	400,000	200,000	200,000	200,000
R092	Sewer Pump Station Civil Remediation - Daley Ave Daleys point (DP3)	Daleys Point	Gosford East	General Revenue	Water and Sewer	389,000	-	-	-
R093	Sewage Treatment Plant Sludge Mechanical Dewatering Renewal - Kincumber	Kincumber	Gosford East	General Revenue	Water and Sewer	377,073	3,377,073	-	-
R094	Heavy Patch Program	Region wide	Region Wide	General Revenue	Infrastructure Services	375,000	400,000	425,000	450,000

Ref No.	Project	Suburb	Ward	Primary Funding Source	Responsible Unit	2021-2022 Budget \$	2022-2023 Budget \$	2023-2024 Budget \$	2024-2025 Budget \$
R095	Minor Drainage Improvement Program	Region wide	Region Wide	General Revenue	Infrastructure Services	375,000	387,000	399,000	411,000
R096	Pavement Testing and Design	Region wide	Region Wide	General Revenue	Infrastructure Services	375,000	400,000	492,000	510,000
R097	Springwood Street - Drainage Upgrade	Ettalong Beach	Gosford West	Grant Funding	Infrastructure Services	375,000	1,300,000	-	-
R098	Mildon Rd Block 10 - Pavement Renewal and Road Resurfacing	Tuggerah	The Entrance	Grant Funding	Infrastructure Services	365,760	-	-	-
R099	Sewer Pump Station and Rising Main Upgrade - Hamlyn Terrace (CH12-13)	Hamlyn Terrace	Wyong	Restricted Funds	Water and Sewer	363,600	515,000	-	-
R100	Lushington St - Drainage Upgrade	East Gosford	Gosford West	Grant Funding	Infrastructure Services	360,000	-	-	-
R101	Skyline St - Pavement Renewal and Road Resurfacing	Gorokan	Wyong	Grant Funding	Infrastructure Services	356,514	-	-	-
R102	Sewer Pump Station Renewal - Cowper Road Umina Beach (OB4)	Umina Beach	Gosford West	General Revenue	Water and Sewer	356,000	-	-	-
R103	Palmtree Grove Trash Rack	Ourimbah	Wyong	General Revenue	Infrastructure Services	350,000	-	-	-
R104	Traffic Facilities Program	Region wide	Region Wide	Grant Funding	Infrastructure Services	350,000	350,000	350,000	350,000
R105	Lakedge Ave - Drainage Upgrade	Berkeley Vale	The Entrance	General Revenue	Infrastructure Services	342,430	2,250,000	1,500,000	2,300,000
R106	Laboratory Information Management System - Region Wide (LIMS)	Region wide	Region Wide	General Revenue	Water and Sewer	330,000	-	-	-
R107	Hely St - Pavement Renewal and Road Resurfacing	Wyong	Wyong	Grant Funding	Infrastructure Services	327,240	-	-	-
R108	Privileged Account Management Solution	Region wide	Region Wide	General Revenue	Information Technology	307,000	-	-	-

Ref No.	Project	Suburb	Ward	Primary Funding Source	Responsible Unit	2021-2022 Budget \$	2022-2023 Budget \$	2023-2024 Budget \$	2024-2025 Budget \$
R109	Network and Automation Server Replacements - Region Wide	Region wide	Region Wide	General Revenue	Water and Sewer	300,000	550,000	575,000	575,000
R110	Sewage Treatment Plant Process Improvements - Bateau Bay	Bateau Bay	The Entrance	General Revenue	Water and Sewer	300,000	3,300,000	2,500,000	2,000,000
R111	Upgrade Network Switch Infrastructure	Region wide	Region Wide	General Revenue	Information Technology	300,000	-	-	-
R112	Wisemans Ferry Rd Block 300 - Pavement Renewal and Road Resurfacing	Somersby	Gosford West	Grant Funding	Infrastructure Services	300,000	-	-	-
R113	Walu Ave - Drainage Upgrade	Halekulani	Budgewoi	General Revenue	Infrastructure Services	298,240	-	-	-
R114	Sewer Pump Station Renewal - Bayside Drive Green Point (GP3)	Green Point	Gosford East	General Revenue	Water and Sewer	290,000	303,485	-	-
R115	Sewer Pump Station Renewal - Brisbane Water Drive Koolewong (WG08)	Koolewong	Gosford West	General Revenue	Water and Sewer	290,000	378,052	-	-
R116	Water Trunk Main Installation - Mardi to Warnervale	Mardi	Wyong	Restricted Funds	Water and Sewer	283,131	-	-	-
R117	The Esplanade, Umina Beach - Shared Zone With Threshold Treatment, Signage and Linemarking	Umina Beach	Gosford West	Grant Funding	Infrastructure Services	282,528	-	-	-
R118	Shelly Beach Rd - Road Upgrade with Drainage, Kerb and Gutter, Footpath and Pavement Works Design	Shelly Beach	The Entrance	Grant Funding	Infrastructure Services	275,000	1,300,000	1,375,000	-
R119	Ruttleys Rd - Traffic Safety Improvements	Mannering Park	Budgewoi	Grant Funding	Infrastructure Services	260,000	-	-	-
R120	Central Coast Hwy, Gosford - Shared Pathway Construction	Gosford	Gosford West	Developer Contributions	Infrastructure Services	250,000	-	-	-
R121	George Downes Dr Block 85 - Pavement Renewal and Road Resurfacing	Kulnura	Gosford West	Grant Funding	Infrastructure Services	250,000	-	-	-

Ref No.	Project	Suburb	Ward	Primary Funding Source	Responsible Unit	2021-2022 Budget \$	2022-2023 Budget \$	2023-2024 Budget \$	2024-2025 Budget \$
R122	Sewer Reactive and Program Planning - Region wide	Region wide	Region Wide	General Revenue	Water and Sewer	250,000	250,000	250,000	250,000
R123	Water Pumping Station Kiosk Replacement - Brooke Ave Killarney Vale	Killarney Vale	The Entrance	General Revenue	Water and Sewer	250,000	-	-	-
R124	Water Reactive and Program Planning - Region Wide	Region wide	Region Wide	General Revenue	Water and Sewer	250,000	250,000	250,000	250,000
R125	Walu Ave - Road Upgrade with Drainage, Kerb and Gutter, Footpath and Pavement Works	Halekulani	Budgewoi	General Revenue	Infrastructure Services	248,500	-	-	-
R126	The Scenic Rd Block 13 - Pavement Renewal and Road Resurfacing	North Avoca	Gosford East	Grant Funding	Infrastructure Services	248,000	-	-	-
R127	Batley St North - Half Road Upgrade	Gosford	Gosford West	Developer Contributions	Infrastructure Services	240,000	-	-	-
R128	Erina Depot - pavement renewal program	Erina	Gosford East	General Revenue	Facilities, Assets and Energy Management	240,000	465,500	465,500	-
R129	Water Treatment Plant Filter Tile Pits and Pipework Renewal - Somersby	Somersby	Gosford West	General Revenue	Water and Sewer	235,800	-	-	-
R130	Davistown Rd - Drainage Upgrade	Davistown	Gosford East	General Revenue	Infrastructure Services	235,000	-	-	-
R131	Project Portfolio Management Solution	Region wide	Region Wide	General Revenue	Information Technology	220,000	-	-	-
R132	Sewage Treatment Plant Odour Control Facility Upgrade - Kincumber	Kincumber	Gosford East	General Revenue	Water and Sewer	215,000	-	-	-
R133	Sewer Pump Station Renewal - Lagoon Street Ettalong Beach (E1)	Ettalong Beach	Gosford West	General Revenue	Water and Sewer	215,000	607,730	-	-
R134	Sewage Treatment Plant Building Refurbishment - Kincumber	Kincumber	Gosford East	General Revenue	Water and Sewer	213,386	181,500	-	-

Ref No.	Project	Suburb	Ward	Primary Funding Source	Responsible Unit	2021-2022 Budget \$	2022-2023 Budget \$	2023-2024 Budget \$	2024-2025 Budget \$
R135	Noraville Cemetery - Memorialisation Gardens and Walls	Noraville	Budgewoi	Restricted Funds	Economic Development and Property	210,000	-	-	-
R136	Water Main and Penstock Renewal - Mangrove Creek	Mangrove Creek	Gosford West	General Revenue	Water and Sewer	205,000	-	698,600	-
R137	Oracle systems upgrades (Magiq, EBS, Fusion Middleware)	Region wide	Region Wide	General Revenue	Information Technology	200,000	50,000	50,000	50,000
R138	Sewer Network Emergency and Minor Asset Renewals	Region wide	Region Wide	General Revenue	Water and Sewer	200,000	800,000	500,000	500,000
R139	Sewer Pump Station Renewal - Mulhall Street Wagstaffe (HB04)	Wagstaffe	Gosford East	General Revenue	Water and Sewer	200,000	456,662	-	-
R140	Water Pump Station Rising Main Surge Vessel Upgrades - Mangrove Creek Weir	Mangrove Creek	Gosford West	General Revenue	Water and Sewer	192,000	-	-	-
R141	Mildon Rd Block 5 - Pavement Renewal and Road Resurfacing	Tuggerah	The Entrance	Grant Funding	Infrastructure Services	188,640	-	-	-
R142	Murrawal Rd - Road Upgrade with Drainage, Kerb and Gutter, Footpath and Pavement Works	Wyongah	The Entrance	General Revenue	Infrastructure Services	174,000	-	-	-
R143	Water Pump Station Upgrade - Killcare Heights	Killcare	Gosford East	General Revenue	Water and Sewer	162,000	-	-	-
R144	Dam Replacement of Rising Main Meter and Pit - Mooney Mooney	Mooney Mooney	Gosford West	General Revenue	Water and Sewer	159,500	-	-	-
R145	Pearl Beach Dr - Embankment Stabilisation	Pearl Beach	Gosford West	General Revenue	Infrastructure Services	155,000	-	-	-
R146	Identify Lifecycle Management Solution	Region wide	Region Wide	General Revenue	Information Technology	152,150	-	-	-
R147	Erina Depot - implementation of actions in functional review - racking systems etc	Erina	Gosford East	General Revenue	Facilities, Assets and Energy Management	150,000	-	-	-

Ref No.	Project	Suburb	Ward	Primary Funding Source	Responsible Unit	2021-2022 Budget \$	2022-2023 Budget \$	2023-2024 Budget \$	2024-2025 Budget \$
R148	Mann St and Vaughan St - Drainage Upgrade Design	Gosford	Gosford West	Developer Contributions	Infrastructure Services	150,000	-	-	420,000
R149	Sewer Pump Station Access Upgrades - Hawke Street Kincumber (K05)	Kincumber	Gosford East	General Revenue	Water and Sewer	150,000	350,000	-	-
R150	Waratah St - Pipe Rehabilitation	Wyong	Wyong	General Revenue	Infrastructure Services	150,000	-	-	-
R151	Donnison St West Block 25 - Pavement Renewal and Road Resurfacing	Gosford	Gosford West	Grant Funding	Infrastructure Services	141,150	-	-	-
R152	Alison Rd - Raised Intersection	Wyong	Wyong	Grant Funding	Infrastructure Services	140,000	-	-	-
R153	Sewer Rising Main Isolation Valve Installation - Killcare Carrier Main	Killcare	Gosford East	General Revenue	Water and Sewer	140,000	-	-	-
R154	Charmhaven Depot - Building C Roof replacement and Air conditioning replacement	Charmhaven	Budgewoi	General Revenue	Facilities, Assets and Energy Management	132,000	-	-	-
R155	Brenda Cr - Pavement Renewal and Road Resurfacing	Tumbi Umbi	The Entrance	Grant Funding	Infrastructure Services	131,340	-	-	-
R156	Mount Ettalong Rd - Road Safety Improvements	Umina Beach	Gosford West	Grant Funding	Infrastructure Services	130,000	-	-	-
R157	Peel St Block 2 - Pavement Renewal and Road Resurfacing	Toukley	Budgewoi	Grant Funding	Infrastructure Services	127,200	-	-	-
R158	Sharepoint and O365 Document workflow	Region wide	Region Wide	General Revenue	Information Technology	125,000	-	-	-
R159	Grandview St - Pedestrian Refuge	Long Jetty	The Entrance	Developer Contributions	Infrastructure Services	105,000	-	105,000	-
R160	Admin and Depot Buildings - Security Commander Migration to TECOM C4	Region wide	Region Wide	General Revenue	Facilities, Assets and Energy Management	103,000	-	-	-

Ref No.	Project	Suburb	Ward	Primary Funding Source	Responsible Unit	2021-2022 Budget \$	2022-2023 Budget \$	2023-2024 Budget \$	2024-2025 Budget \$
R161	Bridge Assessment Program	Region wide	Region Wide	General Revenue	Infrastructure Services	100,000	70,000	75,000	80,000
R162	Enterprise Voice	Region wide	Region Wide	General Revenue	Information Technology	100,000	-	-	-
R163	Little Jilliby Rd - Timber Bridge Replacement	Jilliby	Wyong	Grant Funding	Infrastructure Services	100,000	800,000	-	-
R164	Reservoir Power Supply Replacement - Beckingham Rd Tumbi Umbi	Tumbi Umbi	The Entrance	General Revenue	Water and Sewer	100,000	100,000	50,000	-
R165	Sewer Pump Station Electrical Replacement - Terrigal Drive Terrigal (TMJ)	Terrigal	Gosford East	General Revenue	Water and Sewer	100,000	100,000	-	-
R166	Water Catchment Area Minor Asset Renewals - Region Wide	Region wide	Region Wide	General Revenue	Water and Sewer	100,000	-	100,000	100,000
R167	Water Treatment Plant Water Quality Monitoring - Mardi	Mardi	Wyong	General Revenue	Water and Sewer	100,000	-	100,000	-
R168	Gynea Cr - Open Channel Upgrade	Mannering Park	Budgewoi	General Revenue	Infrastructure Services	95,000	-	-	-
R169	Cape Three Points Rd - Pavement Renewal and Road Resurfacing	Avoca	Gosford East	Grant Funding	Infrastructure Services	90,000	-	-	-
R170	Jonathon Cl - Pavement Renewal and Road Resurfacing	Bateau Bay	The Entrance	General Revenue	Infrastructure Services	78,012	-	-	-
R171	Cary St - Culvert Replacement Design	Wyoming	Wyong	General Revenue	Infrastructure Services	75,000	-	480,000	-
R172	Mount Ettalong Rd - Embankment Stabilisation	Umina Beach	Gosford West	General Revenue	Infrastructure Services	75,000	-	-	-
R173	Patonga Dr - Embankment stabilisation	Patonga	Gosford West	General Revenue	Infrastructure Services	75,000	-	-	-

Ref No.	Project	Suburb	Ward	Primary Funding Source	Responsible Unit	2021-2022 Budget \$	2022-2023 Budget \$	2023-2024 Budget \$	2024-2025 Budget \$
R174	Sewer Pump Station Emergency Overflow Prevention - Cochrone St Kincumber (KMJ)	Kincumber	Gosford East	Restricted Funds	Water and Sewer	71,000	1,300,000	2,000,000	-
R175	Yorkys Creek - Timber Bridge Replacement	Cedar Brush Creek	Wyong	Grant Funding	Infrastructure Services	70,000	700,000	-	-
R176	Coral Street lighting upgrade.	The Entrance	The Entrance	General Revenue	Economic Development and Property	68,400	-	-	-
R177	Tonkiss St and Westfield Tuggerah Access - Traffic Safety Improvements	Tuggerah	The Entrance	Grant Funding	Infrastructure Services	65,000	-	-	-
R178	Sewage Treatment Plant Instrumentation Upgrade - Bateau Bay	Bateau Bay	The Entrance	General Revenue	Water and Sewer	62,500	62,500	62,500	62,500
R179	Water Treatment Plant Workshop Upgrades - Somersby	Somersby	Gosford West	General Revenue	Water and Sewer	61,500	-	-	-
R180	Animal Care Facility - Investigation and Concept Design	Region wide	Region Wide	General Revenue	Environment and Planning	60,000	-	-	-
R181	Erina Depot - CCTV installation	Erina	Gosford East	General Revenue	Facilities, Assets and Energy Management	55,000	-	-	-
R182	The Ridgeway, Tumbi Umbi - Embankment Stabilisation	Tumbi Umbi	The Entrance	General Revenue	Infrastructure Services	55,000	-	-	-
R183	Sewer Hydraulic Model Development - Region Wide	Region wide	Region Wide	Restricted Funds	Water and Sewer	53,000	-	-	-
R184	Water Pump Station Capacity Upgrade - Mooney Mooney Dam Somersby	Somersby	Gosford West	Restricted Funds	Water and Sewer	51,000	201,000	4,505,000	-
R185	Gosford City Car park - Implement online customer payment portal	Gosford	Gosford West	Restricted Funds	Economic Development and Property	50,000	-	-	-

Ref No.	Project	Suburb	Ward	Primary Funding Source	Responsible Unit	2021-2022 Budget \$	2022-2023 Budget \$	2023-2024 Budget \$	2024-2025 Budget \$
R186	Replace remote site networks (Charmhaven)	Region wide	Region Wide	General Revenue	Information Technology	50,000	-	-	-
R187	Sewage Treatment Plants Electrical Replacements - Region Wide	Region wide	Region Wide	General Revenue	Water and Sewer	50,000	50,000	50,000	50,000
R188	Technology Change SNOW Module	Region wide	Region Wide	General Revenue	Information Technology	48,950	-	-	-
R189	Frederick St - Pipe Rehabilitation	Ourimbah	Wyong	General Revenue	Infrastructure Services	45,000	-	-	-
R190	Water Pump Station Refurbishment - The Rampart Umina Heights	Umina Beach	Gosford West	General Revenue	Water and Sewer	45,000	-	-	-
R191	Donnison St West Block 20 - Pavement Renewal and Road Resurfacing	Gosford	Gosford West	Grant Funding	Infrastructure Services	44,000	-	-	-
R192	Sewer Pump Station Renewal - Marks Road Gorokam (TO12)	Gorokan	Wyong	General Revenue	Water and Sewer	37,500	-	600,000	-
R193	Sewer Pump Station Renewal - Station Street Woy Woy (WW04)	Woy Woy	Gosford West	General Revenue	Water and Sewer	37,500	-	600,000	-
R194	Chamhaven Depot - Building F - Security access control and additional CCTV	Charmhaven	Budgewoi	General Revenue	Facilities, Assets and Energy Management	35,000	-	-	-
R195	Test Automation Software	Region wide	Region Wide	General Revenue	Information Technology	35,000	-	-	-
R196	Sewer Network Assets Installation of Overflow Monitoring - Region Wide	Region wide	Region Wide	General Revenue	Water and Sewer	31,500	1,259,875	-	-
R197	Bias Ave - Pipe Relining	Bateau Bay	The Entrance	General Revenue	Infrastructure Services	30,000	-	-	-
R198	Coral Street automated gate installation with card activation.	The Entrance	The Entrance	General Revenue	Economic Development and Property	30,000	-	-	-

Ref No.	Project	Suburb	Ward	Primary Funding Source	Responsible Unit	2021-2022 Budget \$	2022-2023 Budget \$	2023-2024 Budget \$	2024-2025 Budget \$
R199	Reynolds Rd - Pipe Rehabilitation	Noraville	Budgewoi	General Revenue	Infrastructure Services	30,000	-	-	-
R200	Sewage Treatment Plant Installation of Aeration Mixers - Kincumber	Kincumber	Gosford East	General Revenue	Water and Sewer	28,300	364,000	-	-
R201	Reservoir Generator Purchase and Installation - Region Wide	Region wide	Region Wide	General Revenue	Water and Sewer	25,000	25,000	-	-
R202	Sewer Pump Station Renewal - Cedar Crescent Blackwall (WW14B)	Blackwall	Gosford West	General Revenue	Water and Sewer	25,000	-	600,000	-
R203	Yakalla St - Pipe Rehabilitation	Bateau Bay	The Entrance	General Revenue	Infrastructure Services	25,000	-	-	-
R204	Noraville Cemetery upgrade to lawn burial area - (General Lawn rows I and J and Catholic Lawn rows E and F)	Noraville	Budgewoi	Restricted Funds	Economic Development and Property	24,000	-	-	-
R205	Dedman Ln Block 2 - Pavement Renewal and Road Resurfacing	Chain Valley Bay	Budgewoi	General Revenue	Infrastructure Services	23,508	-	-	-
R206	Dedman Ln Block 1 - Pavement Renewal and Road Resurfacing	Chain Valley Bay	Budgewoi	General Revenue	Infrastructure Services	22,779	-	-	-
R207	Digital Aerial Services - Update of Gosford CBD oblique Imagery and 3D modelling	Region wide	Region Wide	General Revenue	Information Technology	20,000	-	-	-
R208	Noraville Cemetery reactive capital (at need memorialisation)	Noraville	Budgewoi	Restricted Funds	Economic Development and Property	20,000	20,000	20,000	20,000
R209	Update TerraExplorer 3D Terrain Model (LGA wide)	Region wide	Region Wide	General Revenue	Information Technology	20,000	-	-	-
R210	Gosford City Car park - Install automated roller shutter at Pedestrian walk way.	Gosford	Gosford West	Restricted Funds	Economic Development and Property	15,000	-	-	-

Ref No.	Project	Suburb	Ward	Primary Funding Source	Responsible Unit	2021-2022 Budget \$	2022-2023 Budget \$	2023-2024 Budget \$	2024-2025 Budget \$
R211	Long Jetty Depot - Lunch Room - renew kitchen cabinets in lunch room	Long Jetty	The Entrance	General Revenue	Facilities, Assets and Energy Management	15,000	-	-	-
R212	Coral street, The Entrance - reactive works	The Entrance	The Entrance	General Revenue	Economic Development and Property	13,750	15,000	15,000	15,000
R213	Gosford City Car park - reactive works	Gosford	Gosford West	Restricted Funds	Economic Development and Property	13,750	15,000	15,000	15,000
R214	Wilson Street, Terrigal - reactive works	Terrigal	Gosford East	General Revenue	Economic Development and Property	13,750	15,000	15,000	15,000
R215	Woy Woy Commuter - reactive works	Woy Woy	Gosford West	General Revenue	Economic Development and Property	13,750	15,000	15,000	15,000
R216	Jilliby Cemetery upgrade to lawn burial section (General Lawn beam rows 7 and 8)	Jilliby	Wyong	Restricted Funds	Economic Development and Property	12,000	-	-	-
R217	Water Valve SCADA Upgrade - Forresters Beach and Niagara Park	Region wide	Region Wide	General Revenue	Water and Sewer	12,000	-	-	-
R218	Dam Spillway and Upgrades - Mangrove Creek Dam Kulnura	Mangrove Creek	Gosford West	General Revenue	Water and Sewer	5,000	-	150,000	-
R219	Admin Buildings - Hearing loop at customer service centres - Gosford and Wyong	Region wide	Region Wide	General Revenue	Communications, Marketing and Customer Engagement	-	43,000	-	-
R220	Bellevue St and Bonnieview St - Intersection Upgrade	Long Jetty	The Entrance	General Revenue	Infrastructure Services	-	965,000	105,000	375,000
R221	Bellevue Street and Mclachlan Avenue - Intersection Upgrade	Long Jetty	The Entrance	General Revenue	Infrastructure Services	-	-	580,000	-

Ref No.	Project	Suburb	Ward	Primary Funding Source	Responsible Unit	2021-2022 Budget \$	2022-2023 Budget \$	2023-2024 Budget \$	2024-2025 Budget \$
R222	Boondilla Rd and Gosford Avenue - Intersection Upgrade	The Entrance	The Entrance	General Revenue	Infrastructure Services	-	-	470,000	470,000
R223	Brooks Hill Ln - Sealing Gravel Road	Wamberal	The Entrance	General Revenue	Infrastructure Services	-	140,000	-	-
R224	Car Park Upgrade - James Browne Oval, Woy Woy	Woy Woy	Gosford West	General Revenue	Sports Fields, Parks and Playgrounds	-	-	30,000	200,000
R225	Car Park Upgrade - Rogers Park, Woy Woy	Woy Woy	Gosford West	General Revenue	Sports Fields, Parks and Playgrounds	-	30,000	300,000	-
R226	Car Park Upgrade - South End Park, Avoca - Investigations and Design	Avoca	Gosford East	General Revenue	Sports Fields, Parks and Playgrounds	-	-	-	200,000
R227	Car Park Upgrade - Tunkuwallin Oval Car Park Upgrade, Gwandalan	Gwandalan	Budgewoi	General Revenue	Sports Fields, Parks and Playgrounds	-	-	300,000	-
R228	Cary St - Culvert Replacement	Wyoming	Wyong	General Revenue	Infrastructure Services	-	650,000	-	-
R229	Cottage Kids Early Learning Centre - services upgrade	Berkeley Vale	The Entrance	General Revenue	Leisure Recreation and Community Facilities	-	-	-	50,000
R230	Datacentre Environmentals	Region wide	Region Wide	General Revenue	Information Technology	-	-	500,000	-
R231	Depots - annual rolling works program	Region wide	Region Wide	General Revenue	Facilities, Assets and Energy Management	-	1,200,000	1,200,000	1,200,000
R232	Erina Depot - Upgrade Washdown bays	Erina	Gosford East	General Revenue	Facilities, Assets and Energy Management	-	200,000	-	-

Ref No.	Project	Suburb	Ward	Primary Funding Source	Responsible Unit	2021-2022 Budget \$	2022-2023 Budget \$	2023-2024 Budget \$	2024-2025 Budget \$
R233	Everglades Catchment - Drainage Upgrade	Woy Woy	Gosford West	General Revenue	Infrastructure Services	-	650,000	650,000	650,000
R234	File storage management	Region wide	Region Wide	General Revenue	Information Technology	-	-	400,000	400,000
R235	Flood Valve Renewal/ Repair	Region wide	Region Wide	General Revenue	Environmental Management	-	50,000	-	-
R236	Gosford City Car Park - Implement Licence Plate recognition	Gosford	Gosford West	General Revenue	Economic Development and Property	-	-	-	140,000
R237	Gosford Administration Building - Replace boiler to heat building	Gosford	Gosford West	General Revenue	Community and Culture	-	90,000	-	-
R238	Gosford City Car park - Install Loop Counters to advertise occupancy	Gosford	Gosford West	General Revenue	Economic Development and Property	-	150,000	-	-
R239	Gosford City Car park - Planning for Remediation works	Gosford	Gosford West	General Revenue	Economic Development and Property	-	130,000	-	-
R240	Gosford City Car park - Remediation works	Gosford	Gosford West	General Revenue	Economic Development and Property	-	-	180,000	320,000
R241	Gosford City Car park - Replace remaining security caging	Gosford	Gosford West	General Revenue	Economic Development and Property	-	15,000	-	-
R242	Gosford Drainage Upgrade Catchment 12 - Riou Street, Albany Street to Brisbane Water	Gosford	Gosford West	General Revenue	Infrastructure Services	-	-	904,000	1,404,000
R243	Groundwater Program	Region wide	Region Wide	General Revenue	Water and Sewer	-	-	11,946	-
R244	IMT Infrastructure Refresh (datacentre server replacement)	Region wide	Region Wide	General Revenue	Information Technology	-	500,000	1,000,000	2,000,000

Ref No.	Project	Suburb	Ward	Primary Funding Source	Responsible Unit	2021-2022 Budget \$	2022-2023 Budget \$	2023-2024 Budget \$	2024-2025 Budget \$
R245	Jilliby Cemetery - DA costs for carparks, entrance and drainage	Jilliby	Wyong	General Revenue	Economic Development and Property	-	-	-	12,000
R246	Jilliby Cemetery reactive Capital (at need memorialisation)	Jilliby	Wyong	General Revenue	Economic Development and Property	-	10,000	15,000	15,000
R247	Jilliby Cemetery upgrade - Boundary garden areas and fencing including memorialisation options	Jilliby	Wyong	General Revenue	Economic Development and Property	-	-	-	50,000
R248	Kala Ave and Walu Ave - Drainage Upgrade	Budgewoi	Budgewoi	General Revenue	Infrastructure Services	-	400,000	550,000	-
R249	Kala Ave and Walu Ave - Road Upgrade with Drainage, Kerb and Gutter, Footpath and Pavement Works	Budgewoi	Budgewoi	General Revenue	Infrastructure Services	-	1,100,000	-	-
R250	Long Jetty Depot - Building A (Administration) - Renew pavement surface stages 1 and 2 Long Jetty Depot	Long Jetty	The Entrance	General Revenue	Facilities, Assets and Energy Management	-	-	720,000	720,000
R251	Low Pressure and Vacuum Sewer Program	Region wide	Region Wide	General Revenue	Water and Sewer	-	-	241,816	866,054
R252	Lushington Street - Road Upgrade with Drainage, Kerb and Gutter, Footpath and Pavement Works	East Gosford	Gosford West	General Revenue	Infrastructure Services	-	1,700,000	1,700,000	1,850,000
R253	Mann St and Vaughan St - Drainage Upgrade	Gosford	Gosford West	General Revenue	Infrastructure Services	-	878,000	1,351,210	-
R254	Monastir Rd - Seawall Reconstruction	Phegans Bay	Gosford West	General Revenue	Infrastructure Services	-	165,000	-	-
R255	Noraville Cemetery Upgrade - Amenities and outdoor chapel	Noraville	Budgewoi	General Revenue	Economic Development and Property	-	10,000	595,000	-

Ref No.	Project	Suburb	Ward	Primary Funding Source	Responsible Unit	2021-2022 Budget \$	2022-2023 Budget \$	2023-2024 Budget \$	2024-2025 Budget \$
R256	Noraville Cemetery Upgrade - Develop Lawn Burial Section 4	Noraville	Budgewoi	General Revenue	Economic Development and Property	-	140,000	-	-
R257	Ocean Pde and Richard St - Intersection Upgrade	Woy Woy	Gosford West	General Revenue	Infrastructure Services	-	850,000	-	-
R258	Renewal Program - Sportsground Car Parks Sealing Program	Region wide	Region Wide	General Revenue	Sports Fields, Parks and Playgrounds	-	-	100,000	-
R259	Replace remote site networks	Region wide	Region Wide	General Revenue	Information Technology	-	280,000	-	-
R260	Road Preservation Program	Region wide	Region Wide	General Revenue	Infrastructure Services	-	-	-	768,500
R261	Road Renewal Program	Region wide	Region Wide	General Revenue	Infrastructure Services	-	2,780,000	7,809,364	10,175,198
R262	Road Resealing Program - North	Region wide	Region Wide	General Revenue	Infrastructure Services	-	-	-	4,188,750
R263	Road Resealing Program - South	Region wide	Region Wide	General Revenue	Infrastructure Services	-	-	-	4,188,750
R264	Rolling works program - Facilities	Region wide	Region Wide	General Revenue	Facilities, Assets and Energy Management	-	-	-	680,000
R265	Section 7.11 Program	Region wide	Region Wide	General Revenue	Infrastructure Services	-	-	-	2,000,000
R266	SES - Internal and external upgrades for operational and legislative requirements	Region wide	Region Wide	General Revenue	Environmental Management	-	-	15,000	40,000
R267	Sewer Easement Access - Empire Bay	Empire Bay	Gosford East	General Revenue	Water and Sewer	-	-	150,000	-
R268	Sewer Main Program	Region wide	Region Wide	General Revenue	Water and Sewer	-	-	2,977,346	7,736,888

Ref No.	Project	Suburb	Ward	Primary Funding Source	Responsible Unit	2021-2022 Budget \$	2022-2023 Budget \$	2023-2024 Budget \$	2024-2025 Budget \$
R269	Sewer Network Program	Region wide	Region Wide	General Revenue	Water and Sewer	-	-	498,247	1,131,563
R270	Sewer Pump Station Program	Region wide	Region Wide	General Revenue	Water and Sewer	-	-	3,453,908	8,051,041
R271	Sewer Treatment Program	Region wide	Region Wide	General Revenue	Water and Sewer	-	-	4,910,967	9,324,469
R272	Slope Stabilisation Program	Region wide	Region Wide	General Revenue	Infrastructure Services	-	-	360,500	371,400
R273	Toowoan Bay Road and Tuggerah Parade - Intersection Upgrade	Long Jetty	The Entrance	General Revenue	Infrastructure Services	-	800,000	-	-
R274	Toowoan Bay Road and Watkins Street - Intersection Upgrade	Toowoan Bay	The Entrance	General Revenue	Infrastructure Services	-	-	765,000	-
R275	Tramway, View Street and Elgata Avenue Roads and Drainage Upgrade	North Avoca	Gosford East	General Revenue	Infrastructure Services	-	2,150,000	-	-
R276	Unsealed Road Program	Region wide	Region Wide	General Revenue	Infrastructure Services	-	-	-	556,000
R277	Upgrade meeting Room Technology	Region wide	Region Wide	General Revenue	Information Technology	-	-	500,000	-
R278	Upgrade Network Infrastructure	Region wide	Region Wide	General Revenue	Information Technology	-	-	200,000	300,000
R279	Virginia Road - Road Upgrade	Warnervale	Wyong	General Revenue	Infrastructure Services	-	2,300,000	700,000	650,000
R280	Warnervale Road - Drainage Upgrade	Warnervale	Wyong	General Revenue	Infrastructure Services	-	-	1,095,000	1,300,000
R281	Water Headworks Program	Region wide	Region Wide	General Revenue	Water and Sewer	-	-	971,242	948,688
R282	Water Main Program	Region wide	Region Wide	General Revenue	Water and Sewer	-	-	695,573	11,157,640
R283	Water Network Program	Region wide	Region Wide	General Revenue	Water and Sewer	-	-	233,452	1,512,980
R284	Water Pump Station Program	Region wide	Region Wide	General Revenue	Water and Sewer	-	-	76,054	907,910
R285	Water Reservoir Program	Region wide	Region Wide	General Revenue	Water and Sewer	-	-	390,704	5,395,580

Ref No.	Project	Suburb	Ward	Primary Funding Source	Responsible Unit	2021-2022 Budget \$	2022-2023 Budget \$	2023-2024 Budget \$	2024-2025 Budget \$
R286	Water Treatment Plant Program	Region wide	Region Wide	General Revenue	Water and Sewer	-	-	869,817	383,916
R287	Wilson Road - LED Lighting upgrade	Terrigal	Gosford East	General Revenue	Economic Development and Property	-	-	-	155,000
R288	Wilson Road - Planning for remediation works	Terrigal	Gosford East	General Revenue	Economic Development and Property	-	-	-	120,000
Liveable									
L001	New Gosford Regional Library	Gosford	Gosford West	Grant Funding	Libraries and Education	3,737,000	16,696,000	6,219,000	-
L002	Peninsula Leisure Centre - HVAC replacement.	Woy Woy	Gosford West	General Revenue	Leisure Recreation and Community Facilities	3,200,000	-	-	-
L003	Magenta - Shared Pathway Construction	Magenta	The Entrance	Developer Contributions	Infrastructure Services	2,000,000	2,500,000	2,500,000	2,500,000
L004	Building Upgrade - Adelaide Street Oval Sportsground Amenities Building	Killarney Vale	The Entrance	Grant Funding	Sports Fields, Parks and Playgrounds	1,490,000	-	-	-
L005	Tuggerawong Foreshore - Shared Path Construction	Tuggerawong	Wyong	Developer Contributions	Infrastructure Services	1,475,000	2,500,000	1,400,000	-
L006	Racecourse Rd - Shared Path Construction	Gosford	Gosford West	Grant Funding	Infrastructure Services	1,460,000	-	-	-
L007	Building Renewal - Lemon Grove Netball Courts Amenities Building - Construction	Ettalong Beach	Gosford West	Grant Funding	Sports Fields, Parks and Playgrounds	1,435,500	-	-	-
L008	Building Renewal - Rogers Park Sportsground Amenities Building, Woy Woy	Woy Woy	Gosford West	Grant Funding	Sports Fields, Parks and Playgrounds	1,050,000	-	-	-

Ref No.	Project	Suburb	Ward	Primary Funding Source	Responsible Unit	2021-2022 Budget \$	2022-2023 Budget \$	2023-2024 Budget \$	2024-2025 Budget \$
L009	Malinya Rd - Shared Path Construction	Davistown	Gosford East	Grant Funding pending	Infrastructure Services	900,000	-	-	-
L010	Central Coast Highway, Erina - Shared Path Upgrade	Erina	Gosford East	Grant Funding	Infrastructure Services	779,500	-	-	-
L011	Multiple Sites - Library Resources Purchases (Books and other physical material)	Region wide	Region Wide	General Revenue	Libraries and Education	720,000	650,000	765,000	705,000
L012	Sporting Facility Upgrade program (OSR led)	Region wide	Region Wide	Grant Funding	Facilities, Assets and Energy Management	720,000	720,000	720,000	720,000
L013	Construct Terrigal Lagoon Walking Track	Terrigal	Gosford East	Grant Funding	Environmental Management	650,000	-	-	-
L014	Shared Path and Footpath Renewal Program	Region wide	Region Wide	General Revenue	Infrastructure Services	512,472	740,000	1,277,394	1,436,000
L015	Don Small Oval Public Toilet construction	Tacoma	Wyong	General Revenue	Facilities, Assets and Energy Management	450,000	-	-	-
L016	Wamberal Beach toilets - renewal	Wamberal	The Entrance	General Revenue	Facilities, Assets and Energy Management	445,000	-	-	-
L017	Little Wobby - Wharf Replacement	Patonga	Gosford West	Grant Funding	Infrastructure Services	425,000	-	-	-
L018	Spencer waterfront toilets	Spencer	Gosford West	General Revenue	Facilities, Assets and Energy Management	400,000	-	-	-
L019	Woy Woy Bay - Wharf Replacement	Woy Woy	Gosford West	General Revenue	Infrastructure Services	395,000	-	-	-

Ref No.	Project	Suburb	Ward	Primary Funding Source	Responsible Unit	2021-2022 Budget \$	2022-2023 Budget \$	2023-2024 Budget \$	2024-2025 Budget \$
L020	District Playspace Upgrade - Ross Park, Avoca	Avoca	Gosford East	General Revenue	Sports Fields, Parks and Playgrounds	310,000	-	-	-
L021	Karagi Point public toilets - renewal	The Entrance	The Entrance	General Revenue	Facilities, Assets and Energy Management	300,000	-	-	-
L022	Peninsula Leisure Centre - Gym equipment upgrade	Woy Woy	Gosford West	General Revenue	Leisure Recreation and Community Facilities	300,000	-	-	-
L023	Skate Park Renewal - Kariong Skate Park	Kariong	Gosford West	Developer Contributions	Sports Fields, Parks and Playgrounds	300,000	-	-	-
L024	Building Renewal - Umina Oval Sportsground Amenities Building	Umina Beach	Gosford West	Grant Funding pending	Sports Fields, Parks and Playgrounds	210,000	2,515,000	-	-
L025	Leisure and Pools - POS and CRM system renewal	Region wide	Region Wide	General Revenue	Leisure Recreation and Community Facilities	195,000	-	-	-
L026	Sportsground Improvements - Umina Oval Irrigation Renewal	Umina Beach	Gosford West	Developer Contributions	Sports Fields, Parks and Playgrounds	190,000	-	-	-
L027	Building Renewal - Frost Reserve Sportsground Amenities Building	Kincumber	Gosford East	General Revenue	Sports Fields, Parks and Playgrounds	180,000	-	-	-
L028	Building Renewal - Hylton Moore #7 Sportsground Amenities Building, East Gosford	East Gosford	Gosford West	General Revenue	Sports Fields, Parks and Playgrounds	180,000	-	-	-
L029	Tuggerah Library - Air Conditioning Replacement	Tuggerah	The Entrance	General Revenue	Libraries and Education	180,000	-	-	-

Ref No.	Project	Suburb	Ward	Primary Funding Source	Responsible Unit	2021-2022 Budget \$	2022-2023 Budget \$	2023-2024 Budget \$	2024-2025 Budget \$
L030	Grant McBride Baths - Refurbish female toilets and changerooms	The Entrance	The Entrance	General Revenue	Leisure Recreation and Community Facilities	167,000	-	-	-
L031	Long Jetty Foreshore Public Toilet	Long Jetty	The Entrance	General Revenue	Facilities, Assets and Energy Management	150,000	-	-	-
L032	Reserve Renewal - Sensory Park, Narara	Narara	Wyong	General Revenue	Sports Fields, Parks and Playgrounds	130,000	-	-	-
L033	Quality Learning Environment Grant	Region wide	Region Wide	Grant Funding pending	Libraries and Education	120,000	120,000	120,000	120,000
L034	Local Playspace Renewal - Hylton Moore Oval, East Gosford	East Gosford	Gosford West	General Revenue	Sports Fields, Parks and Playgrounds	105,000	-	-	-
L035	Local Playspace Renewal - Jirramba Reserve, Saratoga	Saratoga	Gosford East	General Revenue	Sports Fields, Parks and Playgrounds	105,000	-	-	-
L036	Local Playspace Renewal - Kariong Recreation Area, Kariong	Kariong	Gosford West	General Revenue	Sports Fields, Parks and Playgrounds	105,000	-	-	-
L037	Local Playspace Renewal - Palm Gully Park, North Avoca	Avoca	Gosford East	General Revenue	Sports Fields, Parks and Playgrounds	105,000	-	-	-
L038	Local Playspace Renewal - Turo Close Reserve, Pretty Beach	Pretty Beach	Gosford East	General Revenue	Sports Fields, Parks and Playgrounds	105,000	-	-	-
L039	Local Playspace Renewal - Woolmers Crescent, Mardi	Mardi	Wyong	General Revenue	Sports Fields, Parks and Playgrounds	105,000	-	-	-

Ref No.	Project	Suburb	Ward	Primary Funding Source	Responsible Unit	2021-2022 Budget \$	2022-2023 Budget \$	2023-2024 Budget \$	2024-2025 Budget \$
L040	Gosford Olympic Pool - Rolling Renewal Program 50m Pool, Plant Room and Equipment	Gosford	Gosford West	General Revenue	Leisure Recreation and Community Facilities	102,000	-	-	-
L041	Avoca Lifeguard Tower Stand - Replace windows and shutters	Avoca	Gosford East	General Revenue	Leisure Recreation and Community Facilities	100,000	-	-	-
L042	District Park Development - Hilltop Park	Woongarra	Budgewoi	Developer Contributions	Sports Fields, Parks and Playgrounds	100,000	-	-	-
L043	District Playspace Development - Tunkuwallin Oval, Gwandalan	Gwandalan	Budgewoi	Developer Contributions	Sports Fields, Parks and Playgrounds	100,000	-	-	-
L044	Halekulani Oval sports facilities - refurbishment works	Halekulani	Budgewoi	General Revenue	Facilities, Assets and Energy Management	100,000	-	-	-
L045	Harry Moore oval amenities - refurbishment works	Toukley	Budgewoi	General Revenue	Facilities, Assets and Energy Management	100,000	-	-	-
L046	Renewal Program - Park Furniture	Region wide	Region Wide	General Revenue	Sports Fields, Parks and Playgrounds	100,000	100,000	105,000	105,000
L047	Renewal Program - Playspaces - Softfall	Region wide	Region Wide	General Revenue	Sports Fields, Parks and Playgrounds	100,000	100,000	105,000	105,000
L048	Sports Facility Upgrade - Kariong Pump Track	Kariong	Gosford West	Developer Contributions	Sports Fields, Parks and Playgrounds	95,000	-	-	-
L049	Building Renewal - Erina Oval Sportsground Amenities	Erina	Gosford East	General Revenue	Sports Fields, Parks and Playgrounds	90,000	-	-	1,200,000

Ref No.	Project	Suburb	Ward	Primary Funding Source	Responsible Unit	2021-2022 Budget \$	2022-2023 Budget \$	2023-2024 Budget \$	2024-2025 Budget \$
L050	Gosford Pool - Indoor Pool Hall - Roof replacement	Gosford	Gosford West	General Revenue	Leisure Recreation and Community Facilities	85,000	-	85,000	-
L051	Public Toilet refurbishment program - The Entrance Memorial Park	The Entrance	The Entrance	Restricted Funds	Facilities, Assets and Energy Management	80,000	-	-	-
L052	Toukley Library - replace library return chute	Toukley	Budgewoi	General Revenue	Libraries and Education	80,000	-	-	-
L053	Renewal Program - Boat Ramps/Jetties/Swimming Enclosures	Region wide	Region Wide	General Revenue	Sports Fields, Parks and Playgrounds	75,000	75,000	80,000	80,000
L054	Northlakes Childcare Flooring replacement	San Remo	Budgewoi	General Revenue	Libraries and Education	72,000	-	-	-
L055	Renewal Program - Sportsground Lighting - Emergency Works	Region wide	Region Wide	General Revenue	Sports Fields, Parks and Playgrounds	70,000	70,000	75,000	75,000
L056	Libraries Local Priority Grant	Region wide	Region Wide	Grant Funding pending	Libraries and Education	65,000	65,000	65,000	65,000
L057	Wyong Old School - car park renewal	Wyong	Wyong	General Revenue	Leisure Recreation and Community Facilities	58,000	-	-	-
L058	Debra Anne Community Centre - Montessori School kitchen upgrade	Bateau Bay	The Entrance	General Revenue	Leisure Recreation and Community Facilities	51,000	-	-	-
L059	Renewal Program - Sportsground Assets - Emergency Works	Region wide	Region Wide	General Revenue	Sports Fields, Parks and Playgrounds	50,000	50,000	54,000	54,000
L060	Sportsground Improvements - Robotic Line Marker	Region wide	Region Wide	General Revenue	Sports Fields, Parks and Playgrounds	50,000	-	-	-

Ref No.	Project	Suburb	Ward	Primary Funding Source	Responsible Unit	2021-2022 Budget \$	2022-2023 Budget \$	2023-2024 Budget \$	2024-2025 Budget \$
L061	Toukley Neighbourhood centre - building refurbishment	Toukley	Budgewoi	General Revenue	Leisure Recreation and Community Facilities	50,000	-	-	-
L062	Memorial Park The Entrance - Boat ramp tree seating	The Entrance	The Entrance	General Revenue	Community and Culture	45,000	-	-	-
L063	Coast Shelter - roof replacement and repairs, cladding installation, box gutter replacement	Gosford	Gosford West	General Revenue	Leisure Recreation and Community Facilities	42,000	-	-	-
L064	Renewal Program - Park Fencing	Region wide	Region Wide	General Revenue	Sports Fields, Parks and Playgrounds	40,000	40,000	42,000	42,000
L065	Renewal Program - Sportsground Fencing- Emergency Works	Region wide	Region Wide	General Revenue	Sports Fields, Parks and Playgrounds	40,000	40,000	42,000	42,000
L066	Little Coast Kids Kanwal - Shade Sail/Structure replacement	Kanwal	Wyong	General Revenue	Libraries and Education	36,000	-	-	-
L067	Renewal Program - Cricket Wickets - Emergency Works	Region wide	Region Wide	General Revenue	Sports Fields, Parks and Playgrounds	35,000	35,000	37,000	37,000
L068	Central Coast Community Women's Health Centre - drainage works	Wyoming	Wyong	General Revenue	Leisure Recreation and Community Facilities	30,000	-	-	-
L069	Ettalong 50+ Leisure and Learning - Roller door replacement	Ettalong Beach	Gosford West	General Revenue	Community and Culture	30,000	-	-	-
L070	Ettalong Senior Citizens Clubhouse - replace 3x garage roller doors, level flooring, ceiling to storage room	Ettalong Beach	Gosford West	General Revenue	Community and Culture	30,000	-	-	-
L071	Myrtle Brush Community Hall - new concrete ramp	Berkeley Vale	The Entrance	General Revenue	Leisure Recreation and Community Facilities	30,000	-	-	-

Ref No.	Project	Suburb	Ward	Primary Funding Source	Responsible Unit	2021-2022 Budget \$	2022-2023 Budget \$	2023-2024 Budget \$	2024-2025 Budget \$
L072	Niagara Park Children's Centre - Shade Sails 0-3 yard	Niagara Park	Wyong	General Revenue	Libraries and Education	30,000	-	-	-
L073	Wyong Family History - roof replacement	Wyong	Wyong	General Revenue	Leisure Recreation and Community Facilities	28,000	-	-	-
L074	Frederick St - Footpath Construction	Ourimbah	Wyong	Developer Contributions	Infrastructure Services	25,000	-	-	-
L075	Toukley Aquatic Pool - investigation and design for new air handling unit	Toukley	Budgewoi	General Revenue	Leisure Recreation and Community Facilities	25,000	-	80,000	-
L076	Toukley Library - Automatic Door replacement	Toukley	Budgewoi	General Revenue	Libraries and Education	21,600	-	-	-
L077	Lake Haven Tennis Centre - new drainage	Lake Haven	Budgewoi	General Revenue	Facilities, Assets and Energy Management	20,000	-	-	-
L078	Reserve Upgrade - Electrical Outlet Upgrades	Region wide	Region Wide	General Revenue	Sports Fields, Parks and Playgrounds	20,000	-	-	-
L079	Signage - Dog off Leash Area	Region wide	Region Wide	General Revenue	Environment and Planning	20,000	-	-	-
L080	Skate Park Upgrade - Umina Skate Park	Umina Beach	Gosford West	Grant Funding pending	Sports Fields, Parks and Playgrounds	15,000	3,750,000	1,235,000	-
L081	Niagara Park Children's Centre - Shade Sails 3-5 yard, grass area, deck	Niagara Park	Wyong	General Revenue	Libraries and Education	11,642	-	-	-
L082	Maidens Brush oval - refurbishment works	Wyoming	Wyong	General Revenue	Facilities, Assets and Energy Management	10,000	-	-	-

Ref No.	Project	Suburb	Ward	Primary Funding Source	Responsible Unit	2021-2022 Budget \$	2022-2023 Budget \$	2023-2024 Budget \$	2024-2025 Budget \$
L083	Little Coast Kids Northlakes - Commercial Dishwasher purchase and install	San Remo	Budgewoi	General Revenue	Libraries and Education	6,000	-	-	-
L084	Reserve Upgrade - Copacabana Foreshore Seat Installation	Copacabana	Gosford East	Grant Funding	Sports Fields, Parks and Playgrounds	5,214	-	-	-
L085	Signage - Rock Fishing Safety Signs	Region wide	Region Wide	General Revenue	Environment and Planning	5,000	-	-	-
L086	Administration buildings - annual rolling works program	Region wide	Region Wide	General Revenue	Facilities, Assets and Energy Management	-	800,000	800,000	800,000
L087	Alison Homestead - Barkers Barn - New Internal Refurb	Wyong	Wyong	General Revenue	Leisure Recreation and Community Facilities	-	-	50,000	-
L088	Alison Homestead - Blacksmiths shed - Construct multi purpose building	Wyong	Wyong	General Revenue	Facilities, Assets and Energy Management	-	-	-	45,000
L089	Alison Homestead - Cottage - New Internal Refurb	Wyong	Wyong	General Revenue	Leisure Recreation and Community Facilities	-	-	50,000	-
L090	Amenities Block Fagans Park Point Clare - Refurbishment	Point Clare	Gosford West	General Revenue	Community and Recreation Services Management	-	-	254,000	-
L091	Aquatic Infrastructure - Canoe/Dinghy Launch - Wyong River	Wyong	Wyong	General Revenue	Sports Fields, Parks and Playgrounds	-	-	-	30,000
L092	Aspect Central Coast School - Main Building	Erina	Gosford East	General Revenue	Leisure Recreation and Community Facilities	-	-	80,000	-

Ref No.	Project	Suburb	Ward	Primary Funding Source	Responsible Unit	2021-2022 Budget \$	2022-2023 Budget \$	2023-2024 Budget \$	2024-2025 Budget \$
L093	Baker Park Old Tennis Building - New roof replacement	Wyong	Wyong	General Revenue	Leisure Recreation and Community Facilities	-	-	-	120,000
L094	Barefoot Explorers - Roof Replacement	Killarney Vale	The Entrance	General Revenue	Community and Recreation Services Management	-	120,000	-	-
L095	Berkeley Vale Old School Community Centre - Internal refurbishment project	Berkeley Vale	The Entrance	General Revenue	Leisure Recreation and Community Facilities	-	80,000	-	-
L096	Building Renewal - Patrick Croke Oval Sportsground Amenities Building, Kincumber	Kincumber	Gosford East	General Revenue	Sports Fields, Parks and Playgrounds	-	-	100,000	-
L097	Central Coast Arts Barn - External and Internal Refurbishment	Gosford	Gosford West	General Revenue	Leisure Recreation and Community Facilities	-	120,000	-	-
L098	Central Coast Lifetime Learning Centre - construct new building	Ourimbah	Wyong	General Revenue	Facilities, Assets and Energy Management	-	-	-	395,000
L099	Charmhaven Community Hall - Internal fit out	Charmhaven	Budgewoi	General Revenue	Leisure Recreation and Community Facilities	-	-	60,000	-
L100	Cricket Facility Upgrade - Umina Oval Cricket Nets, Umina	Umina Beach	Gosford West	General Revenue	Sports Fields, Parks and Playgrounds	-	2,000	148,000	-
L101	Cynthia Street Community Centre - Design and construct a new playground on the grounds	Bateau Bay	The Entrance	General Revenue	Leisure Recreation and Community Facilities	-	-	70,000	-

Ref No.	Project	Suburb	Ward	Primary Funding Source	Responsible Unit	2021-2022 Budget \$	2022-2023 Budget \$	2023-2024 Budget \$	2024-2025 Budget \$
L102	De L isle Drive Community Centre - Install a security fence around side porch with access gate and lock	Watanobbi	Wyong	General Revenue	Leisure Recreation and Community Facilities	-	6,500	-	-
L103	Disability Playground (Section 7.12 Gosford)	Region wide	Region Wide	General Revenue	Community and Culture	-	200,000	198,867	-
L104	District Playspace Development - Ridge Park East Playspace	Region wide	Region Wide	General Revenue	Sports Fields, Parks and Playgrounds	-	-	100,000	-
L105	District Playspace Renewal - Mackenzie Reserve, Budgewoi	Budgewoi	Budgewoi	General Revenue	Sports Fields, Parks and Playgrounds	-	300,000	-	-
L106	District Playspace Upgrade - Lions Park, Woy Woy	Woy Woy	Gosford West	General Revenue	Sports Fields, Parks and Playgrounds	-	-	300,000	-
L107	District Playspace Upgrade - Tuggerawong Hall, Wyongah	Wyongah	The Entrance	General Revenue	Sports Fields, Parks and Playgrounds	-	-	-	330,000
L108	East Gosford Lions Club Community Hall - Extend existing carpark to add a further 5-6 car spaces including design, drainage, surfacing and line marking.	East Gosford	Gosford West	General Revenue	Leisure Recreation and Community Facilities	-	-	-	100,000
L109	Erina Tennis Clubhouse - New roof and Electrical services	Erina	Gosford East	General Revenue	Leisure Recreation and Community Facilities	-	100,000	-	-
L110	Gosford 50+ Leisure and Learning Centre - service upgrade	Gosford	Gosford West	General Revenue	Community and Culture	-	-	-	30,000
L111	Gosford Pool - Entry Kiosk - Roof replacement	Gosford	Gosford West	General Revenue	Leisure Recreation and Community Facilities	-	-	-	80,000

Ref No.	Project	Suburb	Ward	Primary Funding Source	Responsible Unit	2021-2022 Budget	2022-2023 Budget	2023-2024 Budget	2024-2025 Budget
						\$	\$	\$	\$
L112	Gosford Pool - Entry Kiosk - Roof replacement	Gosford	Gosford West	General Revenue	Leisure Recreation and Community Facilities	-	-	155,000	80,000
L113	Gosford Pool - Rolling facility improvements - Plant room, equipment and facility renewals/upgrades	Gosford	Gosford West	General Revenue	Leisure Recreation and Community Facilities	-	-	-	100,000
L114	Gosford Senior Citizens Centre - Replace carpet to office, reception/foyer, activity rooms 1,2 3 and veranda room	Gosford	Gosford West	General Revenue	Community and Culture	-	30,000	-	-
L115	Grant McBride Baths - Pump replacement	The Entrance	The Entrance	General Revenue	Leisure Recreation and Community Facilities	-	20,000	-	-
L116	Grant McBride Baths - Refurbish male toilets and changerooms	The Entrance	The Entrance	General Revenue	Leisure Recreation and Community Facilities	-	100,000	-	-
L117	Grant McBride Baths - Replace 2 existing older shade sails	The Entrance	The Entrance	General Revenue	Leisure Recreation and Community Facilities	-	10,000	-	-
L118	Kariong Child Care Centre - Playground redesign	Kariong	Gosford West	General Revenue	Libraries and Education	-	-	150,000	-
L119	Kariong Tennis Clubhouse - Roof replacement	Kariong	Gosford West	General Revenue	Leisure Recreation and Community Facilities	-	-	100,000	-
L120	Kinburra Preschool - Roof replacement and possible refurb of interior	Kincumber	Gosford East	General Revenue	Community and Recreation Services Management	-	80,000	-	-
L121	Kincumber / Bensville Sea Scouts - New roof replacement	Kincumber	Gosford East	General Revenue	Community and Recreation	-	80,000	-	-

Ref No.	Project	Suburb	Ward	Primary Funding Source	Responsible Unit	2021-2022 Budget	2022-2023 Budget	2023-2024 Budget	2024-2025 Budget
						\$	\$	\$	\$
					Services Management				
L122	Kincumber Library - Replace Shade Sail structure	Kincumber	Gosford East	General Revenue	Libraries and Education	-	60,000	-	-
L123	Kincumber School Of Arts - Internal refurb and new roof	Kincumber	Gosford East	General Revenue	Leisure Recreation and Community Facilities	-	-	80,000	-
L124	Lake Haven Recreation Centre - Replacement of Gym equipment	Lake Haven	Budgewoi	General Revenue	Leisure Recreation and Community Facilities	-	-	300,000	-
L125	Little Coast Kids - Kanwal - Installation of new joinery in Storeroom	Kanwal	Wyong	General Revenue	Libraries and Education	-	-	30,000	-
L126	Little Coast Kids Kanwal - Replacement of Softfall surfacing both years	Kanwal	Wyong	General Revenue	Libraries and Education	-	-	70,000	-
L127	Local Playspace Renewal Program - Specific locations to be in accordance with adopted Playspace Action Plan	Region wide	Region Wide	General Revenue	Sports Fields, Parks and Playgrounds	-	770,000	660,000	1,610,000
L128	Merry Makers Central Coast - refurbishment of interior possible new extension	Noraville	Budgewoi	General Revenue	Leisure Recreation and Community Facilities	-	60,000	-	-
L129	Pelican Wharf Fish Co-op - The Entrance North - renewal of building	The Entrance	The Entrance	General Revenue	Facilities, Assets and Energy Management	-	-	180,000	-
L130	Metro Cinema Lake Haven - Roof replacement	Lake Haven	Budgewoi	General Revenue	Facilities, Assets and Energy Management	-	-	-	250,000
L131	Ettalong Beach Arts and Crafts Centre - renewal works	Ettalong Beach	Gosford West	General Revenue	Facilities, Assets and Energy Management	-	-	80,000	-

Ref No.	Project	Suburb	Ward	Primary Funding Source	Responsible Unit	2021-2022 Budget \$	2022-2023 Budget \$	2023-2024 Budget \$	2024-2025 Budget \$
L132	Kariong Child Care Centre - Awning roof and veranda renewal	Kariong	Gosford West	General Revenue	Facilities, Assets and Energy Management	-	-	25,000	-
L133	Replacement of furniture at Community Halls	Region wide	Region Wide	General Revenue	Facilities, Assets and Energy Management	-	70,000	30,000	60,000
L134	Multiple Library Sites - Library Management System	Region wide	Region Wide	General Revenue	Libraries and Education	-	-	400,000	-
L135	Multiple Library Sites - Public Access PC Session Management and Public Print/Copy/Payment Management	Region wide	Region Wide	General Revenue	Libraries and Education	-	200,000	-	-
L136	New Leisure and Aquatic Centre in the Northern region (Section 7.11 WDCP)	Region wide	Region Wide	General Revenue	Leisure Recreation and Community Facilities	-	80,000	-	350,000
L137	Niagara Park Stadium - Rolling Renewal Program - sporting floor, changing rooms scoreboards, netting and equipment	Niagara Park	Wyong	General Revenue	Leisure Recreation and Community Facilities	-	60,000	-	250,000
L138	Peninsula Leisure Centre -Rolling facilities plant room and equipment	Woy Woy	Gosford West	General Revenue	Leisure Recreation and Community Facilities	-	50,000	120,000	-
L139	Public Toilet Upgrades (Section 7.12 Gosford)	Region wide	Region Wide	General Revenue	Facilities, Assets and Energy Management	-	300,000	-	-
L140	Public Toilets - annual renewal program	Region wide	Region Wide	General Revenue	Facilities, Assets and Energy Management	-	500,000	500,000	500,000
L141	Raised boardwalk – Tuggerawong – ERF - 5.5	Tuggerawong	Wyong	General Revenue	Environmental Management	-	430,000	-	-

Ref No.	Project	Suburb	Ward	Primary Funding Source	Responsible Unit	2021-2022 Budget \$	2022-2023 Budget \$	2023-2024 Budget \$	2024-2025 Budget \$
L142	Recreation Facility Development - Lake Munmorah	Region wide	Region Wide	General Revenue	Sports Fields, Parks and Playgrounds	-	-	1,800,000	620,000
L143	Renewal of air conditioning Units in community facilities - various	Region wide	Region Wide	General Revenue	Leisure Recreation and Community Facilities	-	45,000	40,000	40,000
L144	Renewal Program - Playspaces - Shade Sails	Region wide	Region Wide	General Revenue	Sports Fields, Parks and Playgrounds	-	-	60,000	-
L145	Renewal Program - Tennis Courts	Region wide	Region Wide	General Revenue	Sports Fields, Parks and Playgrounds	-	-	-	110,000
L146	Renewal program of gym flooring, spa and pump filtration at Peninsula Leisure Centre	Woy Woy	Gosford West	General Revenue	Leisure Recreation and Community Facilities	-	-	-	120,000
L147	Renewal program of pool filtration and changing rooms at Gosford Pool	Gosford	Gosford West	General Revenue	Leisure Recreation and Community Facilities	-	-	-	200,000
L148	Wyong Pool Grandstand - internal and external renewal works	Wyong	Wyong	General Revenue	Leisure Recreation and Community Facilities	-	135,000	-	-
L149	Renewal programs 50 metre pool filtration and changing rooms - Wyong Pool	Wyong	Wyong	General Revenue	Leisure Recreation and Community Facilities	-	-	120,000	-
L150	Reserve Upgrade - Bar Point Pedestrian Access	Bar Point	Gosford West	General Revenue	Sports Fields, Parks and Playgrounds	-	-	30,000	-
L151	Reserve Upgrade - Brady's Gully Park	Gosford	Gosford West	General Revenue	Sports Fields, Parks and Playgrounds	-	-	-	77,620

Ref No.	Project	Suburb	Ward	Primary Funding Source	Responsible Unit	2021-2022 Budget \$	2022-2023 Budget \$	2023-2024 Budget \$	2024-2025 Budget \$
L152	Reserve Upgrade - Construction of ex-HMAS Adelaide Memorial, Terrigal Haven	Terrigal	Gosford East	General Revenue	Sports Fields, Parks and Playgrounds	-	-	-	63,952
L153	Reserve Upgrade - Gwandalan and Lake Munmorah	Region wide	Region Wide	General Revenue	Sports Fields, Parks and Playgrounds	-	-	50,000	-
L154	Reserve Upgrade - South End Park, Avoca	Avoca	Gosford East	General Revenue	Sports Fields, Parks and Playgrounds	-	-	50,000	-
L155	Reserve Upgrade - Tunkuwallin Oval Dog Exercise Area	Gwandalan	Budgewoi	General Revenue	Sports Fields, Parks and Playgrounds	-	-	-	85,000
L156	Reserve Upgrade - Umina, Ocean Beach and Ettalong Landscaping	Region wide	Region Wide	General Revenue	Sports Fields, Parks and Playgrounds	-	-	100,000	-
L157	Reserve Upgrade - Various Gosford Reserve Upgrades - Park Embellishment	Region wide	Region Wide	General Revenue	Sports Fields, Parks and Playgrounds	-	-	100,000	-
L158	Reserve Upgrade - Various Gosford Reserve Upgrades - Park Furniture	Region wide	Region Wide	General Revenue	Sports Fields, Parks and Playgrounds	-	-	100,000	-
L159	Reserve Upgrade - Woy Woy Waterfront Redevelopment	Woy Woy	Gosford West	General Revenue	Sports Fields, Parks and Playgrounds	-	-	915,822	-
L160	Rolling works program - Connected Communities - placeholder	Region wide	Region Wide	General Revenue	Community and Recreation Services Management	-	3,000,000	200,000	-

Ref No.	Project	Suburb	Ward	Primary Funding Source	Responsible Unit	2021-2022 Budget	2022-2023 Budget	2023-2024 Budget	2024-2025 Budget
						\$	\$	\$	\$
L161	Rolling works program - Leasing and Asset management	Region wide	Region Wide	General Revenue	Leisure Recreation and Community Facilities	-	-	-	680,000
L162	Rolling works program - Leisure and Lifestyle	Region wide	Region Wide	General Revenue	Leisure Recreation and Community Facilities	-	-	-	680,000
L163	Rolling works program - Libraries and Education	Region wide	Region Wide	General Revenue	Libraries and Education	-	-	-	680,000
L164	Saratoga Tennis Clubhouse New refurb and investigative works	Saratoga	Gosford East	General Revenue	Leisure Recreation and Community Facilities	-	-	-	80,000
L165	Skate Park Renewal - Gwandalan Skate Park	Gwandalan	Budgewoi	General Revenue	Sports Fields, Parks and Playgrounds	-	-	300,000	-
L166	Sohier Park Community Hall - Install new playground equipment	Ourimbah	Wyong	General Revenue	Leisure Recreation and Community Facilities	-	110,000	-	-
L167	Soldiers Beach Kiosk - Internal fitout	Norah Head	Budgewoi	General Revenue	Leisure Recreation and Community Facilities	-	-	-	40,000
L168	Sporting Facility - Wadalba East	Wadalba	Wyong	General Revenue	Sports Fields, Parks and Playgrounds	-	-	-	100,000
L169	Sporting Facility Development - Bill Sohier Park	Ourimbah	Wyong	General Revenue	Sports Fields, Parks and Playgrounds	-	-	-	50,000
L170	Sporting Facility Development - Colongra	Colongra	Budgewoi	General Revenue	Sports Fields, Parks and Playgrounds	-	-	-	2,500,000

Ref No.	Project	Suburb	Ward	Primary Funding Source	Responsible Unit	2021-2022 Budget \$	2022-2023 Budget \$	2023-2024 Budget \$	2024-2025 Budget \$
L171	Sporting Facility Redevelopment - Duffy's Reserve, Terrigal - Terrigal BMX - Lighting	Terrigal	Gosford East	General Revenue	Sports Fields, Parks and Playgrounds	-	-	-	200,000
L172	Sports Stadium Niagara Park - Rolling Facilities improvement program	Niagara Park	Wyong	General Revenue	Leisure Recreation and Community Facilities	-	-	66,000	-
L173	Sportsground Improvements - Maidens Brush Oval, Wyoming - Sportsground Redevelopment	Wyoming	Wyong	General Revenue	Sports Fields, Parks and Playgrounds	-	-	380,000	180,000
L174	Sportsground Improvements - Carrington/Pandala Oval, Narara - Drainage and Irrigation	Narara	Wyong	General Revenue	Sports Fields, Parks and Playgrounds	-	-	30,000	-
L175	Sportsground Improvements - Darren Kennedy Oval, Canton Beach - Drainage and Irrigation	Canton Beach	Budgewoi	General Revenue	Sports Fields, Parks and Playgrounds	-	-	300,000	-
L176	Sportsground Improvements - Don Small Oval, Tacoma - Drainage and Irrigation	Tacoma	Wyong	General Revenue	Sports Fields, Parks and Playgrounds	-	-	-	30,000
L177	Sportsground Improvements - James Browne Oval, Woy Woy - Sportsground Lighting	Woy Woy	Gosford West	General Revenue	Sports Fields, Parks and Playgrounds	-	390,000	-	-
L178	Sportsground Improvements - Northlakes Oval, San Remo - Drainage and Irrigation	San Remo	Budgewoi	General Revenue	Sports Fields, Parks and Playgrounds	-	-	-	30,000
L179	Sportsground Improvements - Patrick Croke Oval, Kincumber - Drainage and Irrigation	Kincumber	Gosford East	General Revenue	Sports Fields, Parks and Playgrounds	-	-	30,000	-
L180	Sportsground Improvements - Patrick Croke Oval, Kincumber - Sportsground Lighting	Kincumber	Gosford East	General Revenue	Sports Fields, Parks and Playgrounds	-	-	180,000	-

Ref No.	Project	Suburb	Ward	Primary Funding Source	Responsible Unit	2021-2022 Budget \$	2022-2023 Budget \$	2023-2024 Budget \$	2024-2025 Budget \$
L181	Sportsground Improvements - Sohier Park, Ourimbah - Drainage and Irrigation	Ourimbah	Wyong	General Revenue	Sports Fields, Parks and Playgrounds	-	-	35,000	-
L182	Sportsground Improvements - Waste Storage Facilities	Region wide	Region Wide	General Revenue	Sports Fields, Parks and Playgrounds	-	-	-	50,000
L183	Sutton Cottage - Enclose existing carport to provide an additional working space for the users	Region wide	Region Wide	General Revenue	Leisure Recreation and Community Facilities	-	120,000	-	-
L184	Terrigal BMX Clubhouse Roof Replacement	Terrigal	Gosford East	General Revenue	Leisure Recreation and Community Facilities	-	-	-	80,000
L185	Terrigal Children's Centre - Replacement of Kitchen Benches and cupboards, cabinetry in playrooms, staff room	Terrigal	Gosford East	General Revenue	Libraries and Education	-	-	50,000	-
L186	Terrigal Tennis Complex (Duffys Rd)- Replace court posts, fencing and flood lights	Terrigal	Gosford East	General Revenue	Leisure Recreation and Community Facilities	-	200,000	-	-
L187	The Entrance SLSC - The Entrance SLSC and Boatshed - Redevelopment design	The Entrance	The Entrance	General Revenue	Leisure Recreation and Community Facilities	-	200,000	750,000	-
L188	The Esplanade - Shared Path Construction	Umina Beach	Gosford West	General Revenue	Infrastructure Services	-	-	-	1,000,000
L189	Toukley Aquatic Centre - Rolling renewal program for pump filtration	Toukley	Budgewoi	General Revenue	Leisure Recreation and Community Facilities	-	85,000	-	-
L190	Toukley Little Coast Kids- Replacement of benchtops and cupboards including refit of nappy change area	Toukley	Budgewoi	General Revenue	Libraries and Education	-	70,000	-	-

Ref No.	Project	Suburb	Ward	Primary Funding Source	Responsible Unit	2021-2022 Budget \$	2022-2023 Budget \$	2023-2024 Budget \$	2024-2025 Budget \$
L191	Toukley Tennis Clubhouse - Resurface two tennis courts	Toukley	Budgewoi	General Revenue	Leisure Recreation and Community Facilities	-	65,000	-	-
L192	Tuggerah Library - new customer service point	Tuggerah	The Entrance	General Revenue	Libraries and Education	-	36,000	-	-
L193	Umina Beach Community Hall - New internal refurb and roof coverings	Umina Beach	Gosford West	General Revenue	Leisure Recreation and Community Facilities	-	-	-	80,000
L194	Umina Beach Library Annexe - Convert annexe to meeting rooms	Umina Beach	Gosford West	General Revenue	Libraries and Education	-	-	-	270,000
L195	Umina Beach Library Annexe - Replacement Roof	Umina Beach	Gosford West	General Revenue	Libraries and Education	-	-	150,000	-
L196	Umina Rugby Clubhouse - Possible extensive renewal	Umina Beach	Gosford West	General Revenue	Community and Recreation Services Management	-	250,000	-	-
L197	Upgrade of community facilities in Northern District (Section 7.11 Wyong)	Wyong	Wyong	General Revenue	Leisure Recreation and Community Facilities	-	200,000	1,000,000	1,000,000
L198	Warnervale Community Hub (Section 7.11 WDCP)	Warnervale	Wyong	General Revenue	Leisure Recreation and Community Facilities	-	-	-	348,700
L199	Watanobbi Community Centre - Community Centre Sound Absorption Projects	Watanobbi	Wyong	General Revenue	Leisure Recreation and Community Facilities	-	37,000	-	-
L200	Woy Woy Peninsula Child Care - Roof replacement	Woy Woy	Gosford West	General Revenue	Leisure Recreation and Community Facilities	-	80,000	-	-

Ref No.	Project	Suburb	Ward	Primary Funding Source	Responsible Unit	2021-2022 Budget \$	2022-2023 Budget \$	2023-2024 Budget \$	2024-2025 Budget \$
L201	Wyoming Community Centre - Renewal project including floor finish and Lighting Upgrade to LEDs	Wyoming	Wyong	General Revenue	Leisure Recreation and Community Facilities	-	-	40,000	-
L202	Wyong Old School Building 5 - internal refurb and roof	Wyong	Wyong	General Revenue	Leisure Recreation and Community Facilities	-	-	80,000	-
L203	Wyong Olympic Pool - Rolling facility improvements - Plant room, equipment and facility renewals/upgrades	Wyong	Wyong	General Revenue	Leisure Recreation and Community Facilities	-	25,000	-	-







LONG TERM FINANCIAL PLAN



LONG TERM FINANCIAL PLAN SUMMARY

About the Long Term Financial Plan

The Long Term Financial Plan (LTFP):

- Provides financial projections, scenario modelling and performance measures
- Highlights issues and helps assess the long-term fiscal sustainability of Council and whether service levels need to be adjusted now or into the future
- Details the assumptions and drivers that help form the LTFP

Central Coast Council is both a Local Government Authority regulated by the *Local Government Act 1993* and a Water Supply Authority regulated by the *Water Management Act 2000*. This means that Council has the following funds to ensure appropriate reporting of services based on restrictions. The LTFP refers to Consolidated Fund which is the total of all the funds. The Water Supply Authority refers to only the water, sewer and drainage funds.

Fund	Consolidated	Water Supply Authority
General	✓	
Water	✓	✓
Sewer	✓	✓
Drainage	✓	✓
Domestic Waste	✓	

Council continues to face a serious financial situation and has implemented a number of measures to manage costs and increase income to achieve long-term financial sustainability including: obtaining \$150M in bank loans, major reduction in operating expenses, reducing staff back to pre-amalgamation numbers from over 2,500 to under 2,000, selling \$40-\$60M in underperforming assets, reviewing fees and charges and finding new revenue sources. Council has also applied for a Special Rate Variation (SRV). The financial details contained in this section reflect the following scenarios:

- **Scenario 1:** A one-off 15% permanent increase (inclusive of 2% standard rate peg and 13% SRV) that would be applied in 2021-2022. If approved this will ensure an additional \$22.9M in income.
- **Scenario 2:** Standard rate peg (no rate rise). As per IPARTs SRV application requirements, this would mean 2% increase in 2021-2022 and 2.5% in 2022-2023.

It is also noted that the financial information is subject to rounding.

10 Year Forecast Summary

At its meeting on the 23 March 2021, Council adopted the following 10 Year Long Term Financial Plan. As recommended by Council this has been used as the basis for the preparation of this draft Operational Plan. The drivers and assumptions used to develop this model are detailed throughout this Section, with the Income Statement, Balance Sheet and Cashflow Statement drawn from this model.

	Year 1	Year 2	Year 3	Year 4	Year 5	Year 6	Year 7	Year 8	Year 9	Year 10
	2021/22	2022/23	2023/24	2024/25	2025/26	2026/27	2027/28	2028/29	2029/30	2030/31
	\$'000	\$'000	\$'000	\$'000	\$'000	\$'000	\$'000	\$'000	\$'000	\$'000
Operating Income										
Rates	179,357	183,841	188,437	193,148	197,977	202,926	207,999	213,199	218,529	223,992
SRV	22,859	23,431	24,016	24,617	25,232	25,863	26,510	27,172	27,852	28,548
Annual and User Charges and Other Income	415,084	437,160	439,345	441,542	443,750	445,969	448,198	450,439	452,692	454,955
Operating Grants	34,856	34,856	34,856	34,856	34,856	34,856	34,856	34,856	34,856	34,856
Operating Contributions	14,635	14,635	14,635	14,635	14,635	14,635	14,635	14,635	14,635	14,635
Total Income attributable to Operations	666,792	693,922	701,290	708,798	716,450	724,249	732,198	740,302	748,564	756,987
Operating Expenses										
Employee Costs	175,832	180,228	184,733	189,352	194,086	197,967	201,927	205,965	210,084	214,286
Borrowing Costs	17,471	17,351	17,231	17,111	16,991	16,871	16,751	16,631	16,511	16,391
Materials and Contracts	188,517	189,460	190,407	191,359	192,316	193,277	194,244	195,215	196,191	197,172
Depreciation	177,106	182,606	188,106	193,606	199,106	204,606	210,106	215,606	221,106	226,606
Other Expenses	100,822	100,822	100,822	100,822	100,822	100,822	100,822	100,822	100,822	100,822
Total Expenses attributable to Operations	659,748	670,467	681,300	692,250	703,321	713,544	723,850	734,239	744,715	755,277
Operating Result	7,043	23,456	19,990	16,548	13,129	10,705	8,349	6,063	3,849	1,709

FINANCIAL DRIVERS

The following financial objectives are the drivers to the Long Term Financial Plan. Tracking of the key performance indicators (KPIs) the projections are detailed under *Financial Performance*.

Financial Objective	KPI	Target
Positive Operating Performance	<ul style="list-style-type: none"> Council continues to deliver a modest surplus Achieve surplus in all funds 	<ul style="list-style-type: none"> Operating performance ratio >0 Balanced budget Own source operating ratio >=60%
Strong Liquidity	<ul style="list-style-type: none"> Maintain a strong cash position Restricted cash and liabilities fully funded Sufficient unrestricted cash to seize opportunity or cater for shocks 	<ul style="list-style-type: none"> Unrestricted current ratio >=1.5 Rate and charges outstanding <5% Cash expense cover ratio >=3 months
Focus on Assets	<ul style="list-style-type: none"> Align to Asset Management Policy and Strategy Capital ambitions fully funded Attract funding from government and partners Reduce and eliminate the asset backlog 	<ul style="list-style-type: none"> Asset renewal ratio >1 Asset maintenance ratio >=1 Infrastructure backlog <=2% Capital expenditure ratio >=1
Manage Debt Levels	<ul style="list-style-type: none"> Reduce debt levels over the medium term Focus on intergenerational equity Reduce funding costs 	<ul style="list-style-type: none"> Debt service coverage ratio 2.00x Debt ratio <15%
Leverage Assets	<ul style="list-style-type: none"> Improve returns from assets Invest in value accretive strategic assets Build a strategic property portfolio to supplement other income streams and fund catalyst projects 	<ul style="list-style-type: none"> Return on invested capital Improvements in property portfolio Increased rental income and gains on sale Jobs growth
Maintain or Enhance Service Levels	<ul style="list-style-type: none"> Alignment to CSP Objectives (prioritised expenditure) Best value service delivery Measurable productivity / efficiency improvements Outcome focused 	<ul style="list-style-type: none"> Reduced net cost of service Asset management ratio >1 All plans adopted by Council are incorporated in and integrated with the Long Term Financial Plan

FINANCIAL IMPACTS



State or Federal Legislation

All aspects of Council operations are heavily regulated and are therefore highly sensitive to State or Federal Government legislative changes. Legislative decisions, for example increases to Waste Levy and Cost Shifting have a material impact on Council's financial position. Every service Council offers can potentially be materially impacted by legislative change. For example, changes to childcare staff ratios impact the costs associated with delivering the service.

Cost Shifting

Cost shifting is where the responsibility and/or costs of providing a certain service, asset or regulatory function, are shifted from a higher level of government to a lower level of government. The cost is shifted without providing corresponding funding or adequate revenue raising capacity.

Cost shifting continues to place a significant burden on Council's financial situation, to the tune of approximately \$45M per annum. Despite the recognition of cost shifting and its adverse impacts on NSW Local Government there has been no change in funding for these costs.

Examples of cost shifting include contributions to the NSW Fire and Rescue, NSW Rural Fire Services and NSW State Emergency Service, lack of adequate funding for public libraries and the failure to fully reimburse Councils for mandatory pensioner rebates.

Section 88 Waste Levy

Included in the cost shifting analysis, but worthy of specific mention, is the NSW Government's Waste Levy in s. 88 of the *Protection of the Environment Operations Act 1997*. This levy requires Council to pay a contribution to the NSW Government for each tonne of waste received for disposal at Council's waste management facilities. It presents a particularly material impost on Council. In 2020-2021 the budgeted expenditure on the Waste Levy is \$29M.

Traditionally this State Government tax has been passed on to consumers and businesses through the Domestic Waste Management Charge (for kerbside collections), and tipping fees (for waste received over the weighbridge at Council's Waste Management Facilities).

Tipping revenues will be impacted by the increasing Waste Levy, as both domestic and commercial tippers find less expensive disposal methods and/or resort to illegal dumping.

We will continue to analyse the feasibility of alternate waste management techniques in an attempt to reduce the volume of waste going to landfill and increase the amount of waste diverted. This will reduce the total Waste Levy charged as the levy only applies to waste going to landfill.

IPART Water and Sewerage and Stormwater Drainage Pricing

Water, sewerage and stormwater drainage prices are regulated by IPART. As the pricing regulator, IPART undertakes periodic reviews and determines maximum price levels for the services provided for a predetermined number of years, also known as the price path.

Council's revenue, operating and capital expenditure budgets for water, sewerage and stormwater drainage and other services reflect IPART's determination issued on 24 May 2019 for the 3 year determination period from 1 July 2019 to 30 June 2022. A new determination will be approved by IPART for prices commencing 1 July 2022.

Natural Disasters

In recent times natural disasters have impacted significantly on the Central Coast economy. Natural disasters such as droughts, bush fires, storm events and pandemics negatively impact on the services which Council provides and may cause damage to Council assets. Natural disaster events impact on the delivery of services and the progress of the capital works program all of which will have a financial impact, such as additional costs for clean-up and repairs, additional costs for materials due to scarcity, cost to replace damaged assets and loss of income where services are reduced or ceased temporarily.

Natural disasters have not been factored into the LTFP as the financial impact will be different for each event. However, the financial impact will be factored into the forecast results for the reporting periods which the natural disaster impacts.

Optimising Property Portfolio

Council continues on the path to financial recovery and sustainability and is pursuing \$40-\$60M in property asset sales. The sale of Council assets which are underperforming or surplus to Council's current and future needs is crucial to deliver a much-needed boost to Council's financial position. The review and sale of Council assets will be an ongoing process, undertaken in a strategic and well-considered manner for both the immediate and future prosperity of the Central Coast. The properties will be sold through a complete sales and marketing campaign to achieve the best sale's price for no less than the market value.

Projected Population Growth

The population of the Central Coast is approximately 342,000 with projections for 415,000 people by 2036. To meet the projected population growth it is estimated that an additional 41,500 dwellings and 24,600 new jobs will be needed to support the increase in the population.

Ageing Population

There has been noticeable legislative change in response to the ageing population such as phased increases to the age pension retirement age and the level of the superannuation guarantee charge.

As detailed in the Workforce Management Strategy, the current compulsory superannuation levy of 9.5% is expected to increase to 12% by 2025-2026 financial year. The financial implications of these changes include compounding increases in employee costs. Key considerations need to be given to how we will manage this generational diversity and provide financially sustainable solutions in the area of workforce management.

An overall increase in the ageing population will increase revenue pressures generated by additional pensioner rebates which are partially subsidised by the State Government. Councils which have a higher percentage of pensioners than the State average will need to fund more in pensioner rebates. Our region has a higher proportion of aged pensioners compared to other local government authorities. As the number of eligible pensioners increases in our local government area Council must fund a larger amount of pensioner rebate.

Development Activity

Development activity is closely aligned to the broader economic climate and remains difficult to project future trends.

In recent years income related to development applications has fallen and a significant proportion of this is a result of changes to State Significant Development (SSD) provisions, including specific provisions of the Gosford City Centre. Under these circumstances applications are lodged (and fees paid) directly to the Department of Planning Industry & Environment. These SSD provisions are generally for larger applications and therefore the fees are significant on a per application basis. Note Council officers are still required to undertake assessment work for these applications, through formal referral processes, so whilst the fees are reduced, the level of work remains approximately the same.

Sensitivity Analysis

Long term financial plans are inherently uncertain. They contain a wide range of assumptions that can impact future outcomes, and future patterns of income and expenditure will rarely behave as they have in the past. However, understanding the events of the past and factors that may create impacts in the future assist with testing LTFP parameters to determine whether it is flexible enough to endure such pressures.

The sensitivity analysis models impacts to variability of key assumptions that will most likely affect the LTFP.

The table below shows financial impacts to our operating result by individual key drivers. These are based on high level assumptions and 2021-22 budgeted estimates and may have other consequential outcomes if they are realised.

Item	Variation (+ or -)	Approximate Operational Impact 2021-2022
Rate Peg	1.0% rates	\$1.8M change in revenue
Interest Rate	1.0% rate	\$4.0M change in revenue
Water Usage	1.0% consumption	\$0.6M change in revenue
Tip Volumes	1.0% tonnages	\$0.2M change in revenue
Inflation Other Expenses	0.5% cost base	\$0.5M change in expenses
Inflation Materials	0.5% cost base	\$0.9M change in expenses
Staff Establishment	1.0% increased turnover rate	\$1.8M change in expenses

FINANCIAL INCOME ASSUMPTIONS



Assumptions Summary

The financial assumptions that have been included in this LTFP include the following.

Scenario 1: A one-off 15% increase

	2020-2021	2021-2022	2022-2023	2023-2024	2024-2025	2025-2026	2026-2027	2027-2028	2028-2029	2029-2030	2030-2031
Rate peg	2.6%	15.0%	2.5%	2.5%	2.5%	2.5%	2.5%	2.5%	2.5%	2.5%	2.5%
CPI	2.0%	2.0%	2.0%	2.0%	2.0%	2.0%	2.0%	2.0%	2.0%	2.0%	2.0%
Annual Charges	0.5%	0.5%	0.5%	0.5%	0.5%	0.5%	0.5%	0.5%	0.5%	0.5%	0.5%
User Fees and Charges	0.5%	0.5%	0.5%	0.5%	0.5%	0.5%	0.5%	0.5%	0.5%	0.5%	0.5%
Other Revenue	0.5%	0.5%	0.5%	0.5%	0.5%	0.5%	0.5%	0.5%	0.5%	0.5%	0.5%
Grants and Contributions	0.0%	0.0%	0.0%	0.0%	0.0%	0.0%	0.0%	0.0%	0.0%	0.0%	0.0%
Investment Return	0.5%	0.5%	0.5%	0.5%	0.5%	0.5%	0.5%	0.5%	0.5%	0.5%	0.5%
Internal Revenue	0.5%	0.5%	0.5%	0.5%	0.5%	0.5%	0.5%	0.5%	0.5%	0.5%	0.5%

Scenario 2: Standard rate peg

	2020-2021	2021-2022	2022-2023	2023-2024	2024-2025	2025-2026	2026-2027	2027-2028	2028-2029	2029-2030	2030-2031
Rate peg	2.6%	2.0%	2.5%	2.5%	2.5%	2.5%	2.5%	2.5%	2.5%	2.5%	2.5%
CPI	2.0%	2.0%	2.0%	2.0%	2.0%	2.0%	2.0%	2.0%	2.0%	2.0%	2.0%
Annual Charges	0.5%	0.5%	0.5%	0.5%	0.5%	0.5%	0.5%	0.5%	0.5%	0.5%	0.5%
User Fees and Charges	0.5%	0.5%	0.5%	0.5%	0.5%	0.5%	0.5%	0.5%	0.5%	0.5%	0.5%
Other Revenue	0.5%	0.5%	0.5%	0.5%	0.5%	0.5%	0.5%	0.5%	0.5%	0.5%	0.5%
Grants and Contributions	0.0%	0.0%	0.0%	0.0%	0.0%	0.0%	0.0%	0.0%	0.0%	0.0%	0.0%
Investment Return	0.5%	0.5%	0.5%	0.5%	0.5%	0.5%	0.5%	0.5%	0.5%	0.5%	0.5%
Internal Revenue	0.5%	0.5%	0.5%	0.5%	0.5%	0.5%	0.5%	0.5%	0.5%	0.5%	0.5%



FINANCIAL EXPENSES ASSUMPTIONS

Assumptions Summary

The financial assumptions that have been included in this LTFP include the following and are applicable to the two scenarios (i.e. a one-off 15% and standard rate peg).

	2020-2021	2021-2022	2022-2023	2023-2024	2024-2025	2025-2026	2026-2027	2027-2028	2028-2029	2029-2030	2030-2031
Employee Costs	2.5%	2.5%	2.5%	2.5%	2.5%	2.5%	2.0%	2.0%	2.0%	2.0%	2.0%
Borrowing Costs	As per loan repayment schedules.										
Materials and Contracts	0.5%	0.5%	0.5%	0.5%	0.5%	0.5%	0.5%	0.5%	0.5%	0.5%	0.5%
Depreciation	\$5.5 million increase per annum.										
Other Expenses	0.0%	0.0%	0.0%	0.0%	0.0%	0.0%	0.0%	0.0%	0.0%	0.0%	0.0%

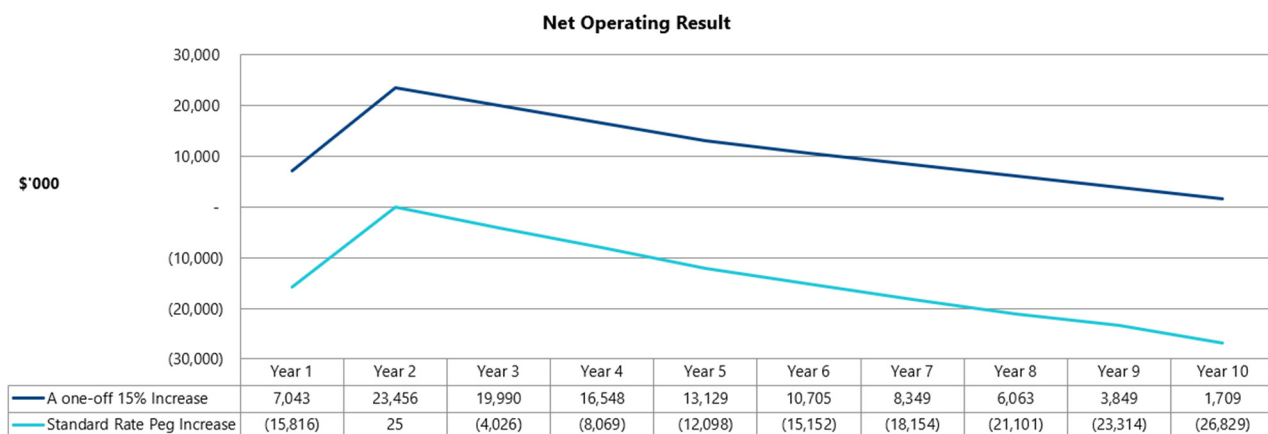
SCENARIOS

The LTFP includes the following scenarios designed to model the impact of changes in assumptions


Scenario 1: A one-off 15% increase

Scenario 2: Standard rate peg increase

The two scenarios maintain a consistent capital works program and operating expenses. The net operating results (before capital income) for all scenarios are shown on the below graph.



The Operating Statement, Balance Sheet, Cash Flow Statement and Performance Measures provided below are based on Scenario 1: A one-off 15% increase.



Income Statement – Scenario 1: A one-off 15% increase

	Base Year 2020-2021 \$ '000	Year 1 2021-2022 \$ '000	Year 2 2022-2023 \$ '000	Year 3 2023-2024 \$ '000	Year 4 2024-2025 \$ '000	Year 5 2025-2026 \$ '000	Year 6 2026-2027 \$ '000	Year 7 2027-2028 \$ '000	Year 8 2028-2029 \$ '000	Year 9 2029-2030 \$ '000	Year 10 2030-2031 \$ '000
Income from Continuing Operations											
Rates & Annual Charges	332,242	361,872	387,725	393,809	400,027	406,383	412,879	419,519	426,307	433,246	440,340
User Charges & Fees	141,802	142,512	143,224	143,940	144,660	145,383	146,110	146,841	147,575	148,313	149,054
Interest & Investment Revenue	4,420	4,442	4,464	4,487	4,509	4,532	4,554	4,577	4,600	4,623	4,646
Other Revenue	14,934	15,009	15,084	15,159	15,235	15,311	15,388	15,465	15,542	15,620	15,698
Grants & Contributions provided for Operating Purposes	49,491	49,491	49,491	49,491	49,491	49,491	49,491	49,491	49,491	49,491	49,491
Grants & Contributions provided for Capital Purposes	47,234	42,890	42,722	42,529	42,872	42,984	43,547	44,029	44,526	45,038	45,565
Net Internal Revenue	93,002	93,467	93,934	94,404	94,876	95,350	95,827	96,306	96,787	97,271	97,758
Other Income:											
Net gains from the disposal of assets											
Total Income from Continuing Operations	683,125	709,682	736,645	743,819	751,670	759,434	767,796	776,228	784,828	793,602	802,552
Expenses from Continuing Operations											
Employee Benefits & On-Costs	251,861	175,832	180,228	184,733	189,352	194,086	197,967	201,927	205,965	210,084	214,286
Borrowing Costs	16,571	17,471	17,351	17,231	17,111	16,991	16,871	16,751	16,631	16,511	16,391
Materials & Contracts	210,224	188,517	189,460	190,407	191,359	192,316	193,277	194,244	195,215	196,191	197,172
Depreciation & Amortisation	171,606	177,106	182,606	188,106	193,606	199,106	204,606	210,106	215,606	221,106	226,606
Other Expenses	100,730	100,822	100,822	100,822	100,822	100,822	100,822	100,822	100,822	100,822	100,822
Net Losses from the Disposal of Assets											
Total Expenses from Continuing Operations	750,992	659,748	670,467	681,300	692,250	703,321	713,544	723,850	734,239	744,715	755,277
Operating Result from Continuing Operations	(67,867)	49,933	66,178	62,520	59,420	56,114	54,252	52,378	50,589	48,887	47,274
Net Operating Result for the Year	(67,867)	49,933	66,178	62,520	59,420	56,114	54,252	52,378	50,589	48,887	47,274
Net Operating Result for the year before Grants and Contributions provided for Capital Purposes	(115,101)	7,043	23,456	19,990	16,548	13,129	10,705	8,349	6,063	3,849	1,709

Balance Sheet – Scenario 1: A one-off 15% increase

	Base Year 2020-2021 \$ '000	Year 1 2021-2022 \$ '000	Year 2 2022-2023 \$ '000	Year 3 2023-2024 \$ '000	Year 4 2024-2025 \$ '000	Year 5 2025-2026 \$ '000	Year 6 2026-2027 \$ '000	Year 7 2027-2028 \$ '000	Year 8 2028-2029 \$ '000	Year 9 2029-2030 \$ '000	Year 10 2030-2031 \$ '000
ASSETS											
Current Assets											
Cash & Cash Equivalents	93,471	93,752	94,150	92,473	94,882	98,687	96,837	96,656	95,731	92,369	92,017
Investments	186,210	191,210	201,210	206,210	211,210	216,210	226,210	236,210	246,210	256,210	261,210
Receivables	69,918	71,585	72,677	73,163	73,656	74,156	74,664	75,180	75,704	76,235	76,775
Inventories	1,646	1,646	1,646	1,646	1,646	1,646	1,646	1,646	1,646	1,646	1,646
Other	6,459	6,459	6,459	6,459	6,459	6,459	6,459	6,459	6,459	6,459	6,459
Total Current Assets	357,704	364,652	376,143	379,952	387,853	397,158	405,817	416,152	425,750	432,920	438,108
Non-Current Assets											
Investments	149,202	164,202	189,202	219,202	244,202	264,202	284,202	304,202	324,202	344,202	364,202
Loan Receivable	3,768	3,768	3,768	3,768	3,768	3,768	3,768	3,768	3,768	3,768	3,768
Infrastructure, Property, Plant & Equipment	7,229,891	7,248,281	7,272,325	7,292,812	7,309,710	7,339,924	7,358,458	7,376,249	7,395,162	7,415,787	7,448,264
Intangible Assets	28,155	27,962	27,770	27,577	27,384	27,192	26,999	26,807	26,614	26,421	26,229
Right of Use Assets	1,804	1,804	1,804	1,804	1,804	1,804	1,804	1,804	1,804	1,804	1,804
Other	254	254	254	254	254	254	254	254	254	254	254
Total Non-Current Assets	7,413,073	7,446,270	7,495,121	7,545,417	7,587,121	7,637,143	7,675,484	7,713,083	7,751,803	7,792,236	7,844,520
TOTAL ASSETS	7,770,776	7,810,923	7,871,264	7,925,368	7,974,975	8,034,302	8,081,301	8,129,235	8,177,553	8,225,156	8,282,629
LIABILITIES											
Current Liabilities											
Payables	69,082	65,256	64,032	62,599	61,171	59,748	59,791	59,837	59,887	59,941	59,997
Income Received in Advance	16,238	15,832	15,436	15,050	14,674	14,307	13,949	13,600	13,260	12,929	12,606
Contract Liabilities	12,996	12,689	12,389	12,096	11,811	11,533	11,262	10,998	10,740	10,489	10,244
Borrowing	29,266	29,424	30,678	29,503	27,324	27,630	26,272	22,730	21,688	22,423	22,803
Lease Liabilities	287	287	287	287	287	287	287	287	287	287	287
Provisions	64,844	64,926	65,014	65,112	65,216	65,328	65,346	65,368	65,394	65,426	65,463
Total Current Liabilities	192,713	188,414	187,837	184,648	180,483	178,833	176,906	172,820	171,256	171,495	171,401
Non-Current Liabilities											
Income Received in Advance	7,381	7,196	7,016	6,841	6,670	6,503	6,341	6,182	6,028	5,877	5,730
Lease Liabilities	1,552	1,552	1,552	1,552	1,552	1,552	1,552	1,552	1,552	1,552	1,552
Borrowing	356,138	326,714	296,035	266,532	239,208	211,578	185,306	162,576	140,889	118,466	95,663
Provisions	78,613	77,435	76,289	75,672	72,158	67,752	63,307	58,838	54,405	49,817	45,687
Total Non-Current Liabilities	443,684	412,896	380,892	350,597	319,588	287,385	256,506	229,148	202,873	175,712	148,632
TOTAL LIABILITIES	636,397	601,310	568,729	535,244	500,071	466,218	433,413	401,968	374,130	347,207	320,032
Net Assets	7,134,379	7,209,612	7,302,535	7,390,124	7,474,904	7,568,084	7,647,888	7,727,267	7,803,423	7,877,949	7,962,596
EQUITY											
Retained Earnings	6,885,025	6,934,959	7,001,137	7,063,656	7,123,077	7,179,190	7,233,442	7,285,821	7,336,409	7,385,296	7,432,570
Revaluation Reserve	249,354	274,654	301,398	326,467	351,828	388,894	414,446	441,446	467,014	492,653	530,026
Total Equity	7,134,379	7,209,612	7,302,535	7,390,124	7,474,904	7,568,084	7,647,888	7,727,267	7,803,423	7,877,949	7,962,596

Cashflow Statement – Scenario 1: A one-off 15% increase

	Base Year 2020-2021	Year 1 2021-2022	Year 2 2022-2023	Year 3 2023-2024	Year 4 2024-2025	Year 5 2025-2026	Year 6 2026-2027	Year 7 2027-2028	Year 8 2028-2029	Year 9 2029-2030	Year 10 2030-2031
	\$ '000	\$ '000	\$ '000	\$ '000	\$ '000	\$ '000	\$ '000	\$ '000	\$ '000	\$ '000	\$ '000
Cash Flows from Operating Activities											
Receipts:											
Rates & Annual Charges	347,019	360,390	386,820	393,511	399,723	406,071	412,561	419,194	425,974	432,906	439,992
User Charges & Fees	137,890	142,393	143,105	143,820	144,539	145,262	145,988	146,718	147,452	148,189	148,930
Investment & Interest Revenue Received	4,420	4,442	4,464	4,487	4,509	4,532	4,554	4,577	4,600	4,623	4,646
Operating Grants & Contributions	50,323	49,491	49,491	49,491	49,491	49,491	49,491	49,491	49,491	49,491	49,491
Capital Grants & Contributions	47,234	42,890	42,722	42,529	42,872	42,984	43,547	44,029	44,526	45,038	45,565
Internal Revenue	93,002	93,467	93,934	94,404	94,876	95,350	95,827	96,306	96,787	97,271	97,758
Other	14,526	14,991	15,066	15,142	15,217	15,293	15,370	15,447	15,524	15,601	15,679
Payments:											
Employee Benefits & On-Costs	(250,912)	(176,918)	(179,887)	(184,378)	(188,983)	(193,702)	(197,727)	(201,678)	(205,707)	(209,816)	(214,008)
Materials & Contracts	(204,841)	(189,820)	(189,403)	(190,350)	(191,302)	(192,258)	(193,220)	(194,186)	(195,157)	(196,133)	(197,113)
Borrowing Costs	(16,571)	(17,471)	(17,351)	(17,231)	(17,111)	(16,991)	(16,871)	(16,751)	(16,631)	(16,511)	(16,391)
Other	(101,849)	(100,816)	(100,822)	(100,822)	(100,822)	(100,822)	(100,822)	(100,822)	(100,822)	(100,822)	(100,822)
Net Cash provided (or used in) Operating Activities	120,240	223,039	248,139	250,603	253,009	255,211	258,698	262,325	266,038	269,838	273,727
Cash Flows from Investing Activities											
Receipts:											
Sale of Investment Securities	50,000	50,000	50,000	50,000	55,000	55,000	55,000	55,000	55,000	55,000	55,000
Sale of Infrastructure, Property, Plant & Equipment											
Receipts from internal loan to Water Fund											
Payments:											
Purchase of Investment Securities	(115,000)	(70,000)	(85,000)	(85,000)	(85,000)	(80,000)	(85,000)	(85,000)	(85,000)	(85,000)	(80,000)
Purchase of Infrastructure, Property, Plant & Equipment	(174,800)	(173,334)	(182,063)	(187,776)	(193,276)	(198,776)	(204,276)	(209,776)	(215,276)	(220,776)	(226,276)
Net Cash provided (or used in) Investing Activities	(239,800)	(193,334)	(217,063)	(222,776)	(223,276)	(223,776)	(234,276)	(239,776)	(245,276)	(250,776)	(251,276)
Cash Flows from Financing Activities											
Receipts:											
Borrowings and advances	150,000										
Payments:											
Borrowings (External Loans)	(29,266)	(29,424)	(30,678)	(29,503)	(27,324)	(27,630)	(26,272)	(22,730)	(21,688)	(22,423)	(22,803)
Net Cash provided (or used in) Financing Activities	120,734	(29,424)	(30,678)	(29,503)	(27,324)	(27,630)	(26,272)	(22,730)	(21,688)	(22,423)	(22,803)
Net Increase/(Decrease) in Cash & Cash Equivalents	1,174	281	398	(1,677)	2,409	3,804	(1,850)	(181)	(926)	(3,361)	(352)
plus: Cash & Cash Equivalents - beginning of year	92,296	93,471	93,752	94,150	92,473	94,882	98,687	96,837	96,656	95,731	92,369
Cash & Cash Equivalents - end of the year	93,471	93,752	94,150	92,473	94,882	98,687	96,837	96,656	95,731	92,369	92,017

FINANCIAL PERFORMANCE

Financial Sustainability

The following table shows Council's current and planned performance resulting from the Long Term Financial Plan (based on Scenario 1: a 15% one-off increase), compared to the prescribed NSW Government benchmarks.

NSW Government Ratio	NSW Benchmark	2020-2021	2021-2022	2022-2023	2023-2024	2024-2025	2025-2026	2026-2027	2027-2028	2028-2029	2029-2030	2030-2031
Budget Performance												
Operating Performance Ratio	>0%	(18.10%) ✘	1.06% ✔	3.38% ✔	2.85% ✔	2.33% ✔	1.83% ✔	1.48% ✔	1.14% ✔	0.82% ✔	0.51% ✔	0.23% ✔
Own Source Operating Revenue	>=60%	85.84% ✔	86.98% ✔	87.48% ✔	87.63% ✔	87.71% ✔	87.82% ✔	87.88% ✔	87.95% ✔	88.02% ✔	88.09% ✔	88.16% ✔
Operational Liquidity												
Unrestricted Current Ratio	>=1.5	0.47 ✘	0.65 ✘	0.84 ✘	0.87 ✘	0.93 ✘	1.00 ✘	1.05 ✘	1.13 ✘	1.19 ✘	1.20 ✘	1.20 ✘
Cash Expense Coverage Ratio	>=3 months	5.56 ✔	6.65 ✔	6.84 ✔	6.86 ✔	6.99 ✔	7.11 ✔	7.25 ✔	7.45 ✔	7.60 ✔	7.67 ✔	7.69 ✔
Rates and Annual Charges Outstanding Percentage	<5%	5.0% ✘	5.0% ✘	4.9% ✔	4.9% ✔	4.9% ✔	4.9% ✔	4.9% ✔	4.9% ✔	4.9% ✔	4.9% ✔	4.9% ✔
Asset Management												
Infrastructure Backlog Ratio	<=2%	3.46% ✘	3.47% ✘	3.47% ✘	3.46% ✘	3.46% ✘	3.46% ✘	3.46% ✘	3.46% ✘	3.46% ✘	3.46% ✘	3.46% ✘
Asset Maintenance Ratio	>=1	1.10 ✔	1.09 ✔	1.09 ✔	1.09 ✔	1.09 ✔	1.09 ✔	1.10 ✔	1.10 ✔	1.10 ✔	1.10 ✔	1.10 ✔
Building and Infrastructure Renewals Ratio	>=100%	93.5% ✘	81.6% ✘	90.4% ✘	94.2% ✘	94.2% ✘	94.2% ✘	94.2% ✘	94.3% ✘	94.3% ✘	94.3% ✘	94.3% ✘
Capital Expenditure Ratio	>=1	0.99 ✘	0.98 ✘	1.00 ✔	1.00 ✔	1.00 ✔	1.00 ✔	1.00 ✔	1.00 ✔	1.00 ✔	1.00 ✔	1.00 ✔
Liability and Debt Management												
Debt Service Cover Ratio	2.00x	1.59 ✘	4.30 ✔	4.65 ✔	4.82 ✔	5.11 ✔	5.14 ✔	5.38 ✔	5.96 ✔	6.22 ✔	6.20 ✔	6.24 ✔

Methods of Monitoring Financial Performance

The following information details the mathematical formula for each of the financial ratios above.

Operating Performance Ratio

This ratio measures Council's achievement of containing operating expenditure within operating revenue. This ratio focuses on operating performance and excludes capital income from grants and contributions.

$$= \frac{\text{Total continuing operating revenue (excluding capital grants and contributions) less operating expenses}}{\text{Total continuing operating revenue (excluding capital grants and contributions)}}$$

Own Source Operating Revenue Ratio

This ratio measures fiscal flexibility and the degree of reliance on external funding sources. A Council's fiscal flexibility improves the higher the level of its own source of revenue.

$$= \frac{\text{Total continuing operating revenue excluding all grants and contributions}}{\text{Total continuing operating revenue inclusive of capital grants and contributions}}$$

Unrestricted Current Ratio

The purpose of this ratio is to demonstrate whether there are sufficient funds available to meet short term obligations.

$$= \frac{\text{Current assets less all external restrictions}}{\text{Current liabilities less specific purpose liabilities}}$$

Cash Expense Cover Ratio

This liquidity ratio indicates the number of months Council can continue paying for its immediate expenses without additional cash inflow.

$$= \frac{\text{Cash and cash equivalents plus term deposits}}{\text{Cash flows from operating and financing activities}}$$

Rates and Annual Charges Outstanding Percentage

The purpose of this measure is to assess the impact of uncollected rates and annual charges on liquidity and the adequacy of recovery efforts.

$$= \frac{\text{Rates and annual charges outstanding}}{\text{Rates and annual charges collectible}}$$

Infrastructure Backlog Ratio

This ratio shows what proportion the backlog is against the total value of Council’s infrastructure.

$$= \frac{\text{Estimated costs to bring assets to a satisfactory condition}}{\text{Net carrying amount of infrastructure assets}}$$

Asset maintenance ratio

This ratio compares actual maintenance against required maintenance to determine whether Council is investing enough funds to stop the infrastructure backlog from growing.

$$= \frac{\text{Actual asset maintenance}}{\text{Required asset maintenance}}$$

Building and Infrastructure Renewals Ratio

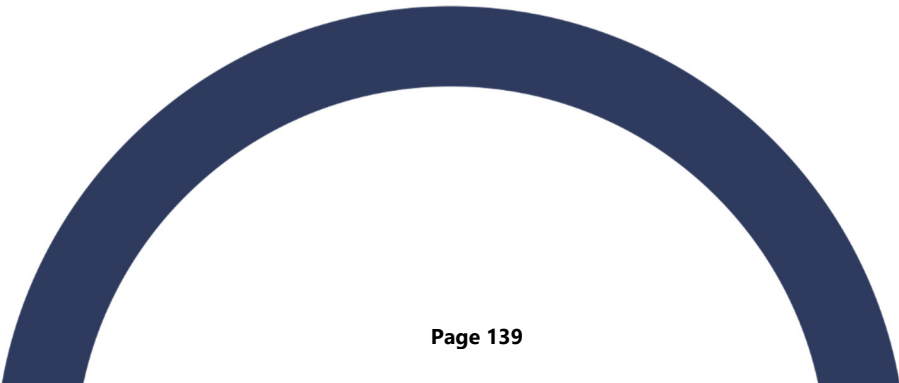
The purpose of this ratio is to assess the rate at which these assets are being renewed against the rate at which they are depreciating for building and infrastructure assets.

$$= \frac{\text{Asset renewals excluding WIP for Special Schedule 7 infrastructure assets only}}{\text{Depreciation, amortisation and impairment}}$$

Debt Service Cover Ratio

This ratio measures the availability of operating cash to service debt including interest, principal and lease payments.

$$= \frac{\text{Operating result before capital (excluding interest and depreciation, amortisation, impairment)}}{\text{Principal repayments and borrowing costs}}$$







STATEMENT OF REVENUE



STATEMENT OF REVENUE



Overview

The Statement of Revenue details how rates and annual charges are set, as well as fees and charges for use of Council facilities and services.

Council continues to face a serious financial situation and has implemented a number of measures to manage costs and increase income to achieve long-term financial sustainability including: obtaining \$150M in bank loans, major reduction in operating expenses, reducing staff back to pre-amalgamation numbers from over 2,500 to under 2,000, selling \$40-\$60M in underperforming assets, reviewing fees and charges and finding new revenue sources. Council has also applied for a Special Rate Variation (SRV). The financial details contained in this section reflect the following scenarios:

- **Scenario 1:** A one-off 15% permanent increase (inclusive of 2% standard rate peg and 13% SRV) that would be applied in 2021-2022. If approved this will ensure an additional \$22.9M in income.
- **Scenario 2:** Standard rate peg (no rate rise). As per IPART's SRV application requirements, this would mean 2% increase in 2021-2022 and 2.5% in 2022-2023.

ORDINARY AND SPECIAL RATES

Ordinary and Special Rates

In accordance with the *Local Government Act 1993* applicable to merged councils, Central Coast Council is required to have a single rating structure from 1 July 2021.

Rates across the Central Coast Local Government Area (LGA) have been reviewed and will change from 1 July 2021. The changes will come from:

1. Rates harmonisation which will address the current rates imbalance from the rate path freeze and align the rating structure across the LGA for all rating categories.
2. Increase in Council's rating income.

Currently ratepayers across the Central Coast pay different rates, even though their land values are the same, as different rate paths are in place depending on whether you live in the former Wyong Shire (Wyong LGA) or former Gosford City Council area (Gosford LGA). This is because the NSW State Government put a rate structure freeze in place at the time the former Councils amalgamated in May 2016. This meant that the rate structure in place before amalgamation had to stay in place until this year – there could be no changes.

Finally, to ensure that Council remains financially sustainable Council has applied to the Independent Pricing and Regulatory Tribunal (IPART) for a Special Variation (SV) of 15% (rate peg of 2% plus increase of 13%). The special variation applies to the total amount of Ordinary Rates income Council can collect.

The impact of rates harmonisation and the proposed 15% SV on individual land valuations can be seen at <https://www.yourvoiceourcoast.com/all-projects/rates-harmonisation-overview-and-faqs>

Council has a limited number of inflexible rating structures mandated under NSW legislation. All the available structures are primarily based on the unimproved land value of property meaning greater increases in rates where land values have increased.

The total amount of ordinary and special rates Council can charge is capped by legislation. The Independent Pricing and Regulatory Tribunal (IPART) has approved a 2% rate peg for 2021-2022 as the allowable increase on this capped amount.

This capped amount is effectively shared between ratepayers according to the individual value of each property. Under the *Valuation of Land Act 1916* Council is required to use the most current land values when calculating ordinary and special rates.

These values are provided by the NSW Valuer General (VG), the independent statutory authority responsible for determining land values in NSW. The latest values provided by the VG are being used for levying rates in and have a base date of 1 July 2019. These valuations will be used for rating purposes for the 2020-2021, 2021-2022 & 2022-2023 rating years.

Under a harmonised rating structure and subject to IPART's decision on the SV process, properties with large valuations may experience rate increases well above the IPART request SV of 13% and approved rate peg increase of 2% (total increase of 15%). Other ratepayers may experience increases of less than 15% and some will see rate decreases.

Categories

In accordance with s. 514 of the *Local Government Act 1993*, all parcels of rateable land in Council's area have been classified into one of the following categories of Ordinary rates:

Land Categories		
Farmland	s. 515 of the <i>Local Government Act 1993</i>	Land is categorised as farmland if it is a parcel of rateable land valued as one assessment and its dominant use is for farming or agricultural production. Rural residential land is not categorised farmland.
Residential	s. 516 of the <i>Local Government Act 1993</i>	Land is categorised as residential if it is a parcel of rateable land valued as one assessment and its dominant use is for residential accommodation or rural residential land or if it is vacant land it is zoned or otherwise designated for use under an environmental planning instrument for residential purposes.
Mining	s. 517 of the <i>Local Government Act 1993</i>	Land is to be categorised mining if it is a parcel of rateable land valued as one assessment and its dominant use is for a coal mine or metalliferous mine.
Business	s. 518 of the <i>Local Government Act 1993</i>	Land is to be categorised as business if it cannot be categorised as farmland, residential or mining. Caravan parks and manufactured home communities are to be categorised business.
Business – Major Retail	s. 529(2)(d) of the <i>Local Government Act 1993</i> - a sub-category may be determined for the category "business" according to a centre of activity	The Business Subcategory of Major Retail applies to properties within the major retail precincts in the area of: <ul style="list-style-type: none"> • Bay Village Bateau Bay (refer to Map 1) • Lake Haven Shopping Centre and Home Mega Centre (refer to Map 2) • Westfield Tuggerah (refer to Map 3) • Tuggerah SuperCentre (refer to Map 4) • Erina Fair (refer to Map 5)
Business – Local Retail	s. 529(2)(d) of the <i>Local Government Act 1993</i> - a sub-category may be determined for the category "business" according to a centre of activity	The Business Subcategory of Local Retail applies to properties within the local retail precincts in the area at: <ul style="list-style-type: none"> • Chittaway Bay (refer to Map 6) • Lake Munmorah (refer to Map 7) • San Remo (refer to Map 8) • Wadalba (refer to Map 9) • Kincumber (refer to Map 10) • Lisarow (refer to Map 11) • West Gosford (refer to Map 12) • Woy Woy (refer to Map 13) • Wyoming (refer to Map 14)

The categorisation of all rateable land was determined as at 1 January 1994 and took place with the issue of the rate notice in January 1994.

New parcels of land created since that date have been categorised with the issue of subsequent rate notices. Where subsequent changes in categorisation have occurred, written notices to this effect have been issued in accordance with s. 520 of the *Local Government Act 1993*.

Structure

Council has a limited number of inflexible rating structures mandated by NSW State legislation for the practical application of ordinary rates. These rating structures are determined by Section 497 of the *Local Government Act 1993* as:

- An ad valorem₁ charge per dollar value of land (*ad valorem* rating structure)
- A base amount plus an ad valorem (*base amount* rating structure)
- An ad valorem with a minimum rate (*minimum rate* rating structure)

Council is proposing to harmonise the minimum ordinary rate to \$565 in 2021-2022. Harmonising the minimum rate to \$565 means that all ratepayers will be levied rates of at least \$565 regardless of your property's land value.

The following table provides a summary of the 2021-2022 rates structure.

Please note: The information regarding Ordinary and Special rates is subject to IPART's approval of a 15% SV.

Ordinary Rates

Ordinary rates are used to provide essential services such as the road network, street lighting, street cleaning, footpaths, parks, sport and recreation facilities, environmental planning and conservation, city rangers, pest control, libraries, town planning and building control, community services, and much more.

Category and Sub-category	No. of Properties	Minimum (\$)	Scenario 1: 15% increase		Scenario 2: 2% rate peg	
			Ad Valorem Cents per \$ land value	Forecast Income per category \$	Ad Valorem Cents per \$ land value	Forecast Income per category \$
Farmland	431	565	0.1836156	905,426	0.1626233	803,074
Residential	135,138	565	0.3427611	171,504,399	0.3018093	152,166,144
Business	6,569	565	0.6598896	22,265,505	0.5818545	19,751,740
Business – Major Retail	22	565	1.1473239	1,964,632	1.016291	1,740,256
Business – Local Retail	25	565	0.8383742	333,827	0.7402577	295,171
Mining	5	565	17.1054771	2,373,385	15.1718145	2,105,089

Estimated Ordinary Residential Rate

Scenario 1: A one-off 15% increase

Unimproved Land Value at 1 July 2019	Ordinary Residential Rates	Unimproved Land Value at 1 July 2019	Ordinary Residential Rates	Unimproved Land Value at 1 July 2019	Ordinary Residential Rates
\$30,000	\$565	\$160,000	\$565	\$300,000	\$1,028
\$40,000	\$565	\$170,000	\$583	\$320,000	\$1,097
\$50,000	\$565	\$180,000	\$617	\$340,000	\$1,165
\$60,000	\$565	\$190,000	\$651	\$360,000	\$1,234
\$70,000	\$565	\$200,000	\$686	\$380,000	\$1,302
\$80,000	\$565	\$210,000	\$720	\$400,000	\$1,371
\$90,000	\$565	\$220,000	\$754	\$450,000	\$1,542
\$100,000	\$565	\$230,000	\$788	\$500,000	\$1,714
\$110,000	\$565	\$240,000	\$823	\$550,000	\$1,885
\$120,000	\$565	\$250,000	\$857	\$600,000	\$2,057
\$130,000	\$565	\$260,000	\$891	\$650,000	\$2,228
\$140,000	\$565	\$270,000	\$925	\$700,000	\$2,399
\$150,000	\$565	\$280,000	\$960	\$750,000	\$2,571

Scenario 2: Standard rate peg

Unimproved Land Value at 1 July 2019	Ordinary Residential Rates	Unimproved Land Value at 1 July 2019	Ordinary Residential Rates	Unimproved Land Value at 1 July 2019	Ordinary Residential Rates
\$30,000	\$565	\$160,000	\$565	\$300,000	\$905
\$40,000	\$565	\$170,000	\$565	\$320,000	\$966
\$50,000	\$565	\$180,000	\$565	\$340,000	\$1,026
\$60,000	\$565	\$190,000	\$573	\$360,000	\$1,087
\$70,000	\$565	\$200,000	\$604	\$380,000	\$1,147
\$80,000	\$565	\$210,000	\$634	\$400,000	\$1,207
\$90,000	\$565	\$220,000	\$664	\$450,000	\$1,358
\$100,000	\$565	\$230,000	\$694	\$500,000	\$1,509
\$110,000	\$565	\$240,000	\$724	\$550,000	\$1,660
\$120,000	\$565	\$250,000	\$755	\$600,000	\$1,811
\$130,000	\$565	\$260,000	\$785	\$650,000	\$1,962
\$140,000	\$565	\$270,000	\$815	\$700,000	\$2,113
\$150,000	\$565	\$280,000	\$845	\$750,000	\$2,264

Typical Residential Ratepayer- former Gosford Local Government Area (excluding water usage charges)

	Scenario 1: 15% increase	Scenario 2: 2% rate peg
Based on 2019 Land Value of \$360,000	Annual Amount	Annual Amount
Ordinary Residential Rates	\$1,234	\$1,087
Domestic Waste Management Charge*		
Three bin waste and recycling collection services with 6 bulk kerbside collections. <i>*\$520 Eastern area waste service or \$461 Western area waste service which excludes the garden vegetation bin service</i>	\$520	\$520
Water Authority Charges#		
Water, sewerage and stormwater drainage services as detailed in the table below <i>#The Water Authority Charges differ subject to the differences in sewerage prices set by IPART for former Gosford & former Wyong residents</i>	\$723	\$723
Quarterly instalment amount	\$618	\$581
Total annual amount	\$2,472	\$2,325

Typical Residential Ratepayer- former Wyong Local Government Area (excluding water usage charges)

	Scenario 1: 15% increase	Scenario 2: 2% rate peg
Based on 2019 Land Value of \$360,000	Annual Amount	Annual Amount
Ordinary Residential Rates	\$1,234	\$1,087
Domestic Waste Management Charge*		
Three bin waste and recycling collection services with 6 bulk kerbside collections. <i>*\$520 Eastern area waste service or \$461 Western area waste service which excludes the garden vegetation bin service</i>	\$520	\$520

Water Authority Charges#

Water, sewerage and stormwater drainage services as detailed in the table below	\$723	\$723
<i>*The Water Authority Charges differ subject to the differences in sewerage prices set by IPART for former Gosford & former Wyong residents</i>		
Quarterly instalment amount	\$609	\$572
Total annual amount	\$2,435	\$2,288

Water Authority Charges - former Gosford Local Government Area (excluding water usage charges)

Single Residential Dwelling - House	Annual Amount
Water Service Charge For the supply of water services - (separate user pays charges apply for water usage)	\$87.65
Sewer Service Charge For the supply of sewer service	\$418.02
Stormwater Drainage Service Charge Provides funds to maintain and improve Council's drainage network	\$108.45
Sewer Usage Charge Fixed usage charge	\$108.75
Quarterly instalment amount	\$180.72
Total annual service and sewer usage charges (excluding water usage @ \$2.11 per kL)	\$722.87

Water Authority Charges – former Wyong Local Government Area (excluding water usage charges)

Single Residential Dwelling - House	Annual Amount
Water Service Charge For the supply of water services - (separate user pays charges apply for water usage)	\$87.65
Sewer Service Charge For the supply of sewer service	\$381.47
Stormwater Drainage Service Charge Provides funds to maintain and improve Council's drainage network	\$108.45
Sewer Usage Charge Fixed usage charge	\$108.75
Quarterly instalment amount	\$171.58
Total annual service and sewer usage charges (excluding water usage @ \$2.11 per kL)	\$686.32



Billing Methodology

Council operates as both the local government authority under the *Local Government Act 1993 (LGA)* and as the local water authority under the *Water Management Act 2000 (WMA)*.

Current Billing Methodology				
Rate or Service Charge	Legislation	Notice/Account	Billing Frequency	Payment Dates
Ordinary Rates	LGA	Annual Rates	July annually	In full by 31 August or four instalments due: <ul style="list-style-type: none"> • 31 August • 30 November • 28 February • 31 May
Special Rates				
Domestic Waste				
Other (non-Domestic) Waste				
Water Service	WMA	Water Account	Quarterly*	30 days after issue date
Sewerage Service				
Stormwater Drainage Service				
Water Usage				
Sewer Usage				
Trade Waste Usage		Trade Waste Notice	Annually	

* Various issue dates depending on suburb / area according to water meter reading program



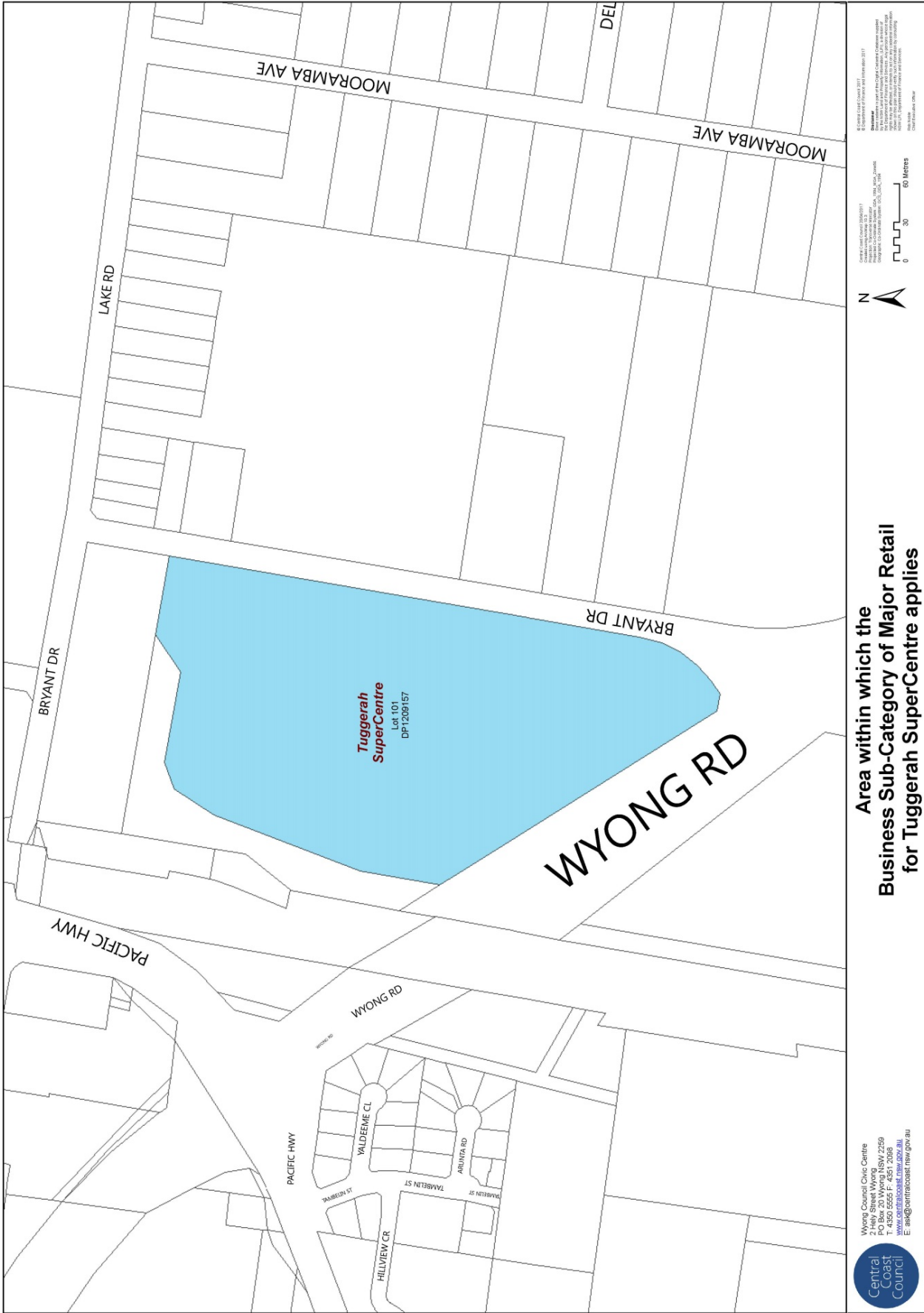
Map 2 - Business Major Retail – Lake Haven



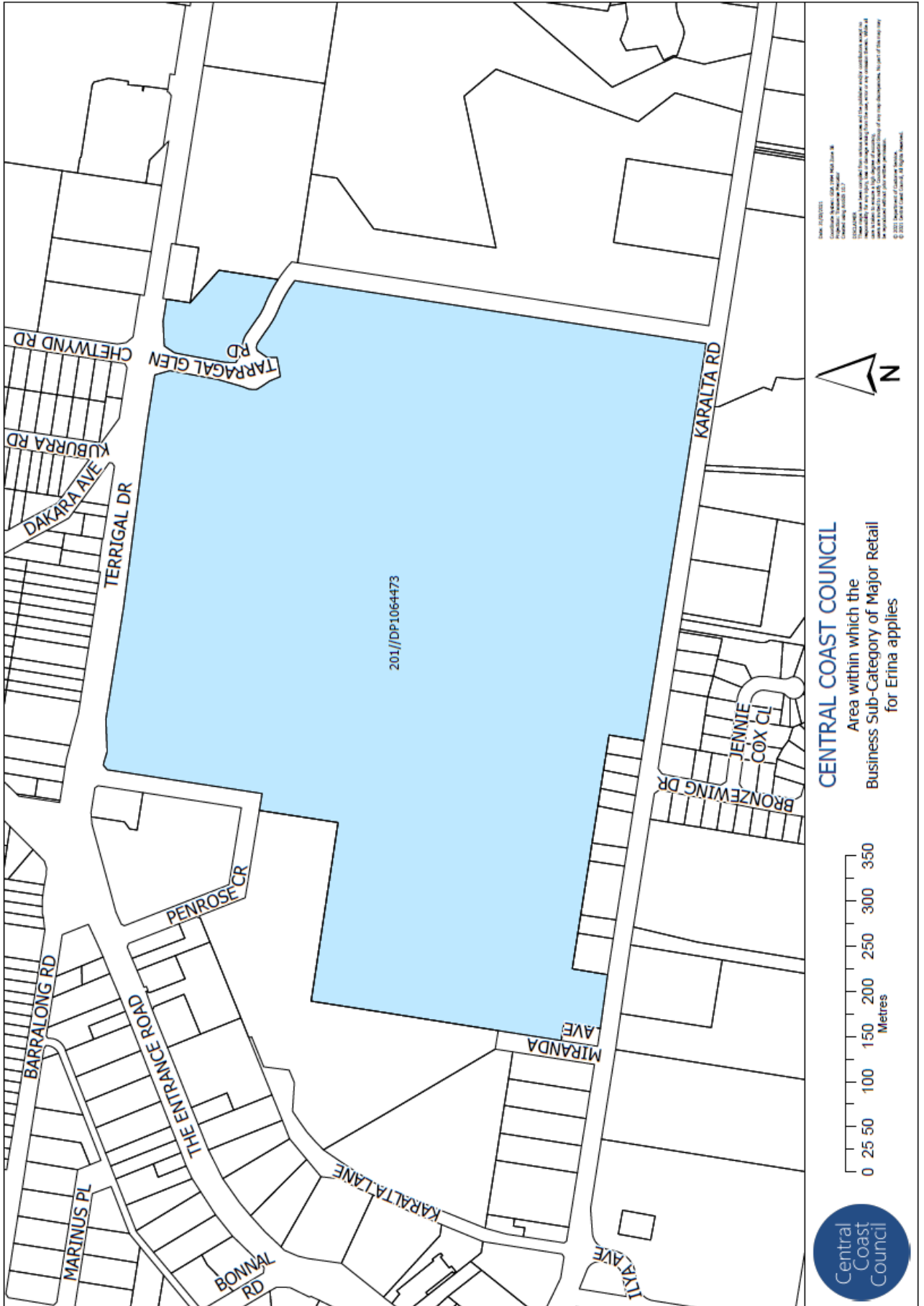
Map 3 - Business Major Retail – Westfield Tuggerah



Map 4 - Business Major Retail – Tuggerah Super Centre



Map 5 – Business Major Retail – Erina



Map 6 – Business Local Retail – Chittaway Bay



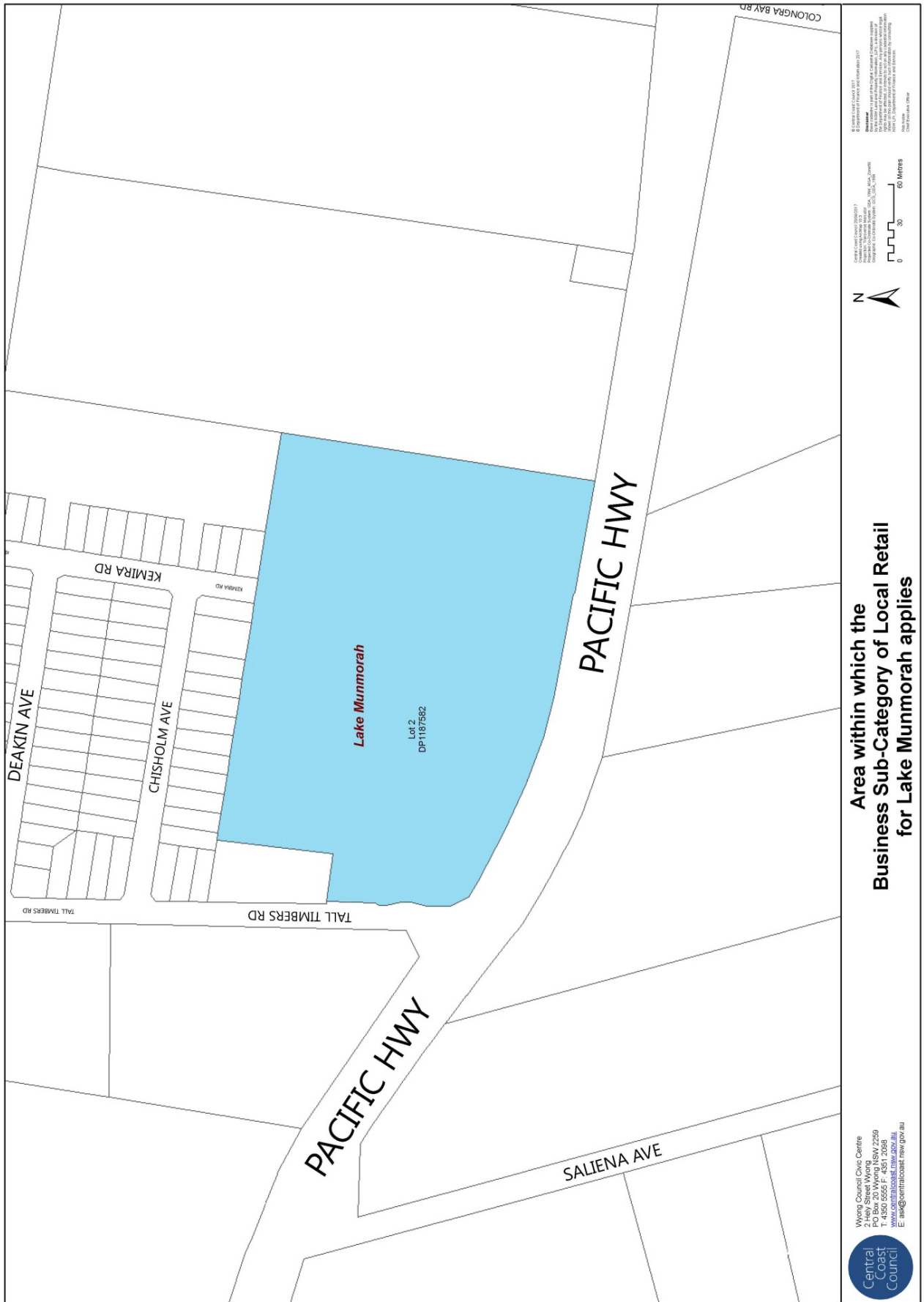
Area within which the
Business Sub-Category of Local Retail
 for Chittaway Bay applies

Wyong Council Civic Centre
 PO Box 20 Wyong NSW 2259
 T. 4350 5555 F. 4351 2068
www.centralcoast.nsw.gov.au
 E. info@centralcoast.nsw.gov.au



© Central Coast Council 2017
 All Rights Reserved
 This map is a representation of the information available to the Council at the time of printing. It is not intended to be used as a legal document. For more information, please contact the Council.

Map 7 - Business Local Retail – Lake Munmorah



© Central Coast Council 2021
 A Department of Planning and Infrastructure (DPI) Planning Scheme
 This map is a planning scheme map and is not a cadastral map. It is not intended to be used as a cadastral map. It is intended to be used as a planning scheme map. It is not intended to be used as a cadastral map. It is not intended to be used as a cadastral map.

Central Coast Council
 Locked Mail Bag 997
 Gosford NSW 2250
 Phone: 4350 6555
 Fax: 4351 2068
 Email: info@centralcoast.nsw.gov.au

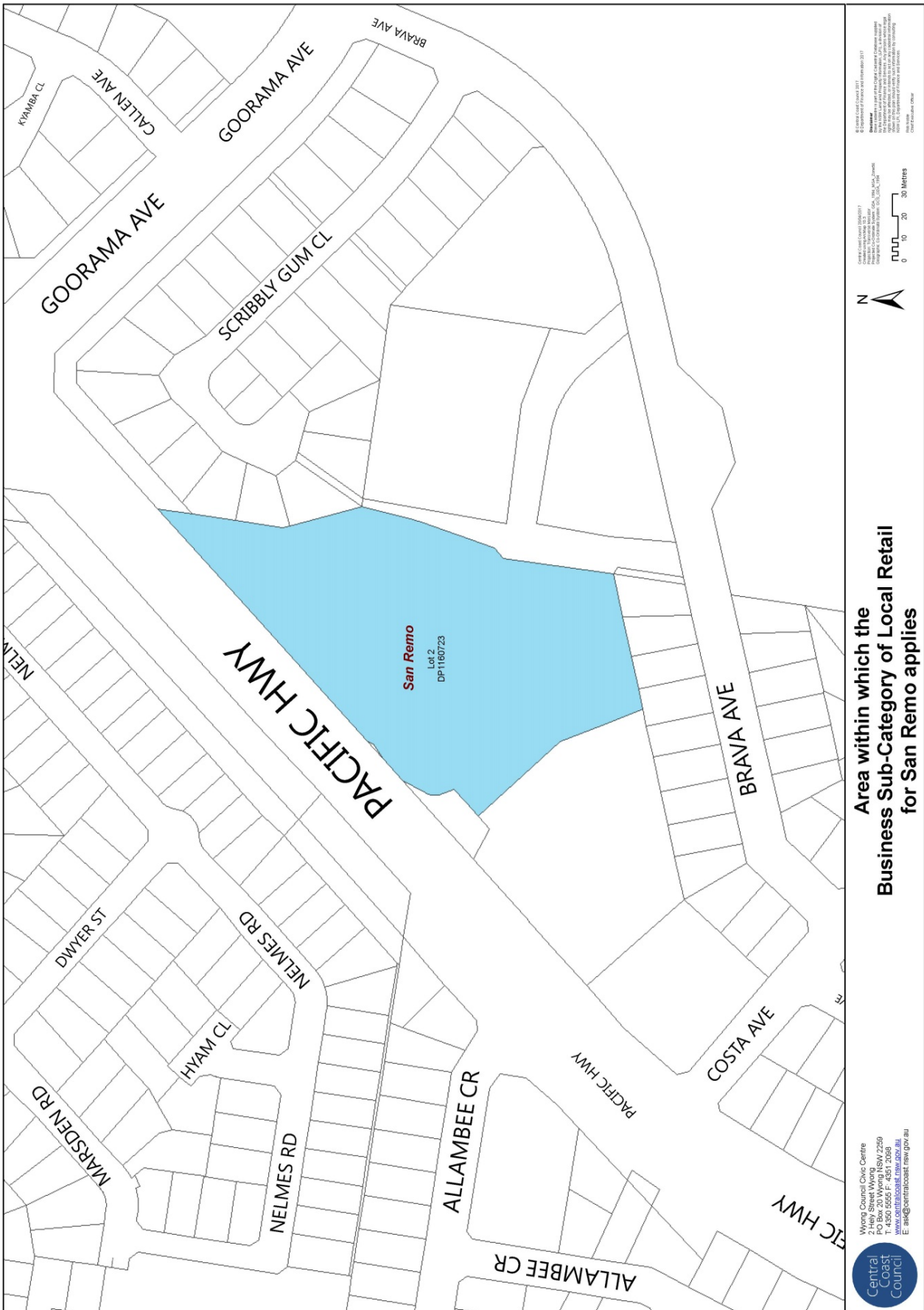


Area within which the
 Business Sub-Category of Local Retail
 for Lake Munmorah applies

Wyong Council Civic Centre
 100 Wyong Road
 PO Box 201 Wyong NSW 2259
 T: 4350 6555 F: 4351 2068
www.centralcoast.nsw.gov.au
 E: info@centralcoast.nsw.gov.au



Map 8 - Business Local Retail – San Remo



© Copyright of Council 2017
 This map is a general guide only and does not constitute a contract. Council is not responsible for any errors or omissions. The Council is not liable for any loss or damage arising from the use of this map.

0 10 20 30 Metres

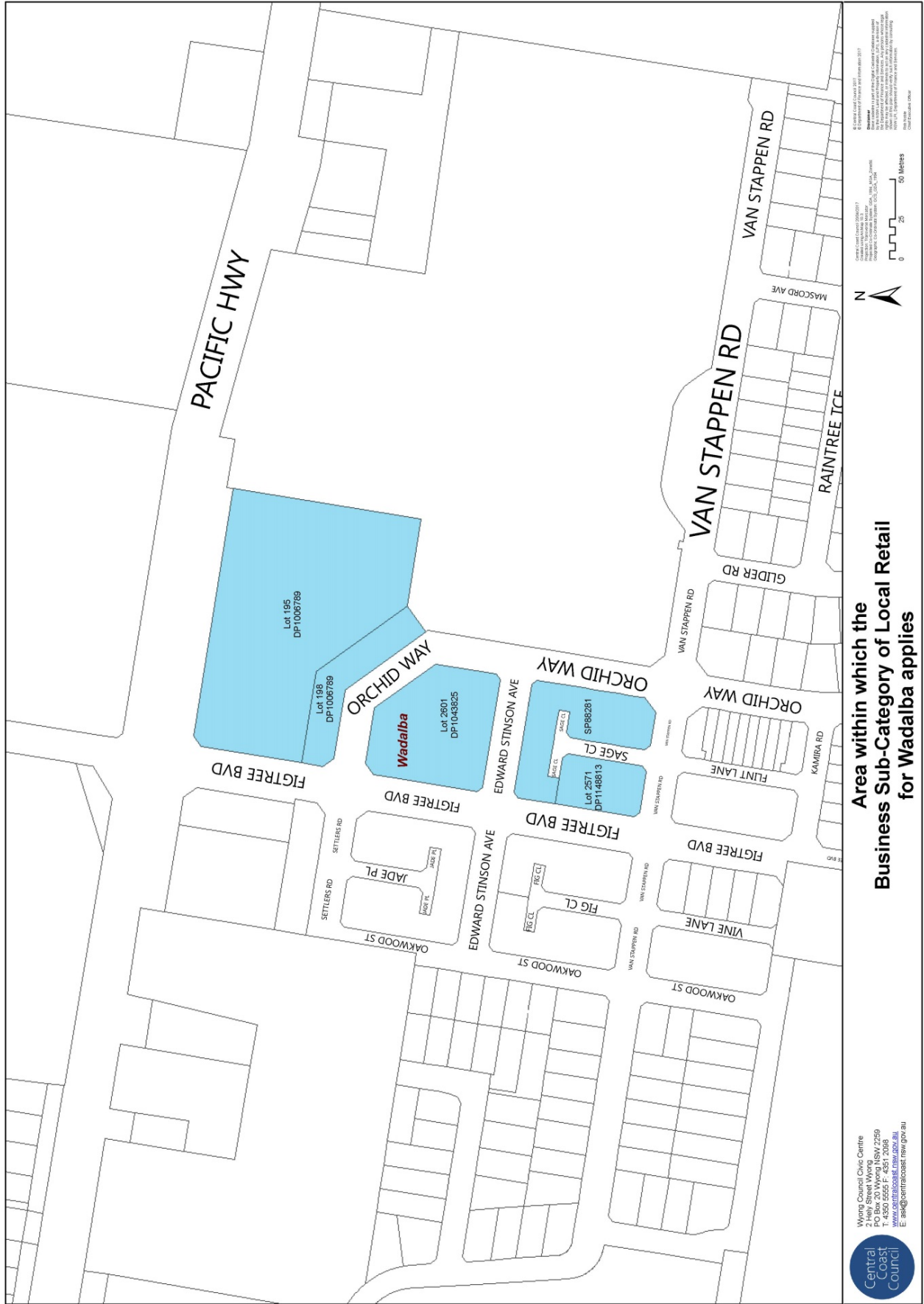


Area within which the
 Business Sub-Category of Local Retail
 for San Remo applies

Wong Council Civic Centre
 2-Healy Street Wongahilly NSW 2569
 T: 4350 5555 F: 4351 7008
 www.wongahilly.nsw.gov.au
 E: info@wongahilly.nsw.gov.au



Map 9 – Business Local Retail – Wadalba



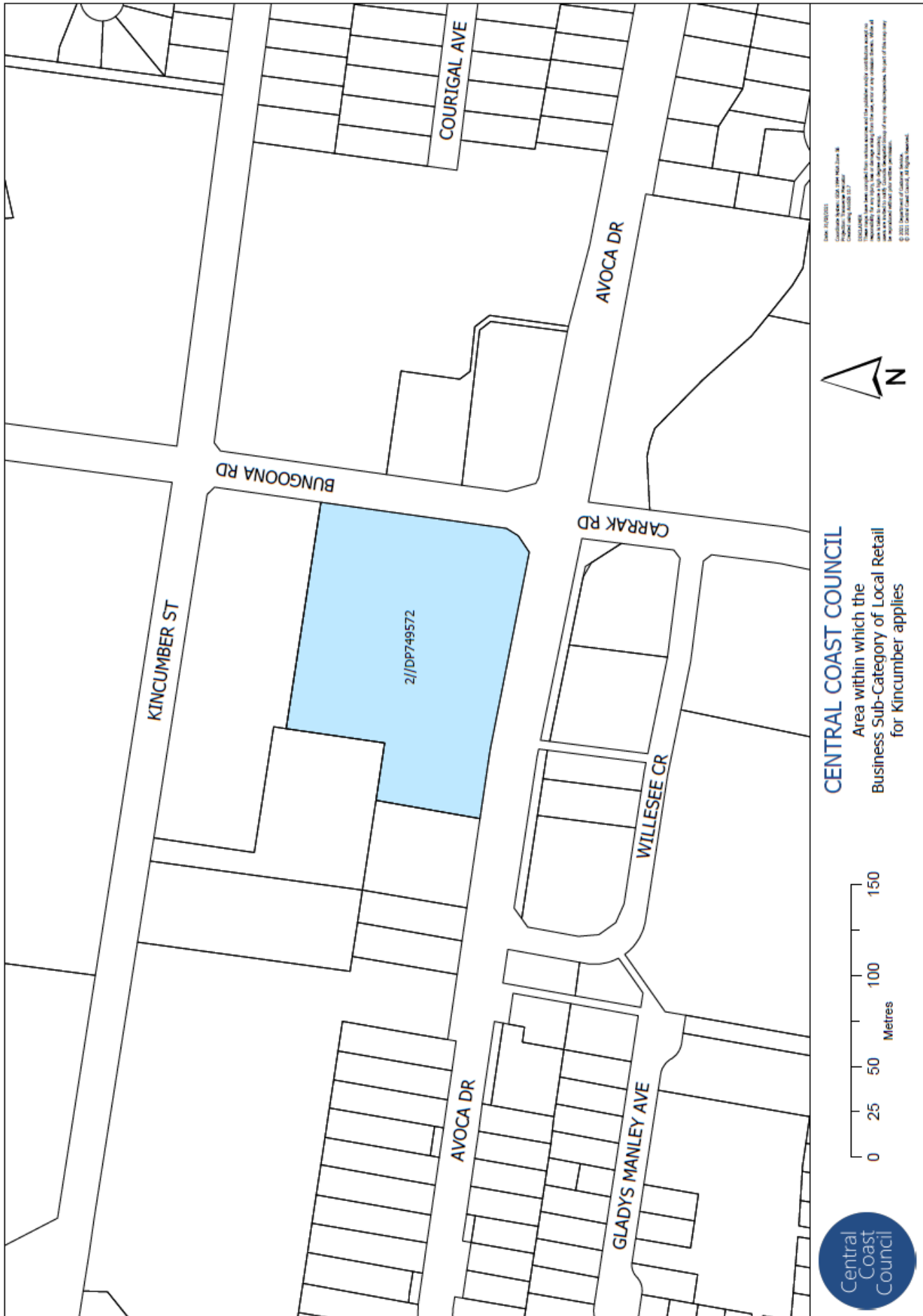
**Area within which the
Business Sub-Category of Local Retail
for Wadalba applies**

Wyalong Council Civic Centre
2 Hely Street Wyalong
PO Box 20 Wyalong NSW 2759
T: 4550 5555 F: 4551 7069
E: info@centralcoast.nsw.gov.au

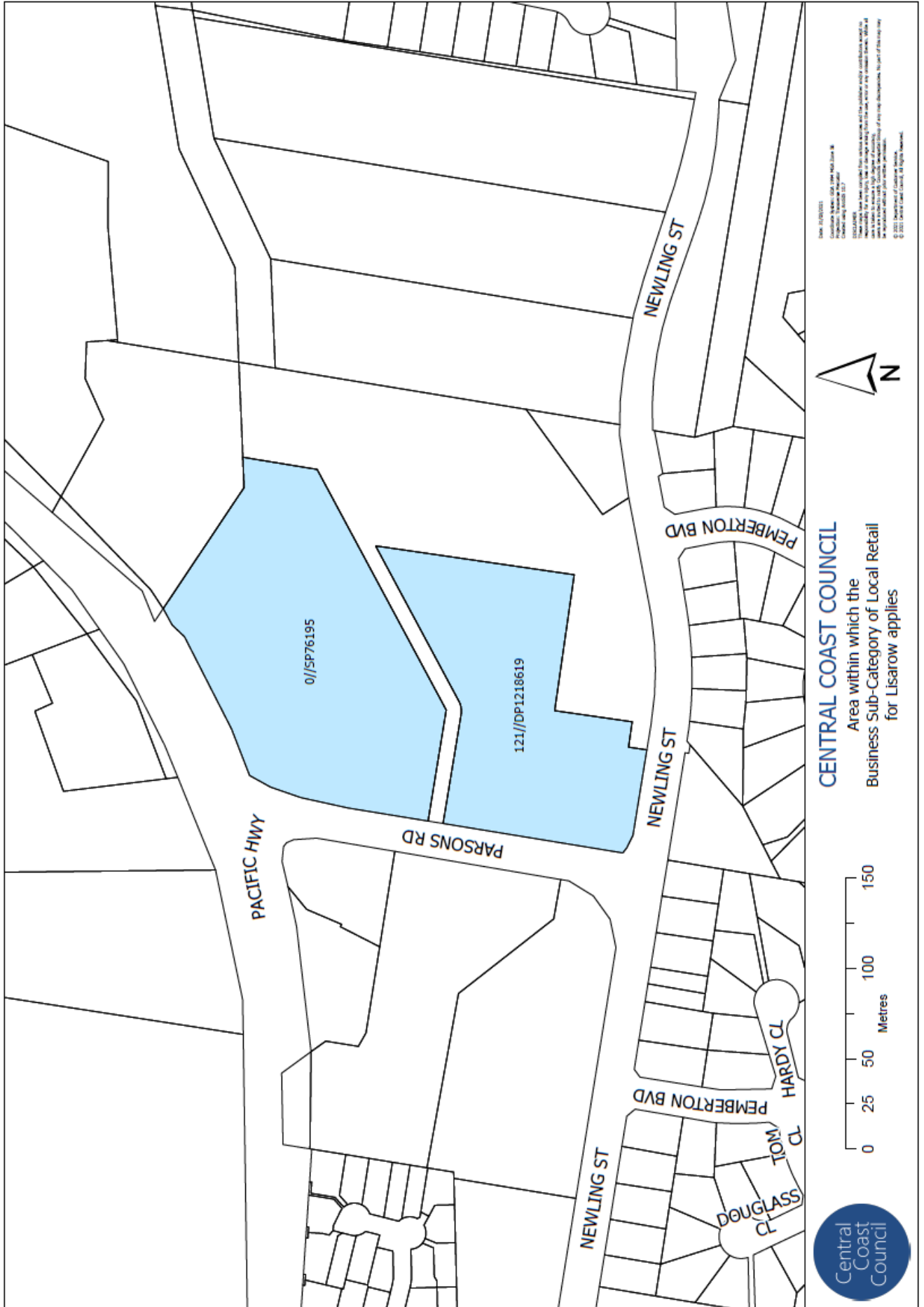


© Central Coast Council 2017
This map is a general guide only and does not constitute a contract. It is subject to change without notice. The Council is not responsible for any errors or omissions. For more information, please contact the Council's Planning and Development Services Unit, 2 Hely Street, Wyalong, NSW 2759. Tel: 4550 5555. Fax: 4551 7069. Email: info@centralcoast.nsw.gov.au

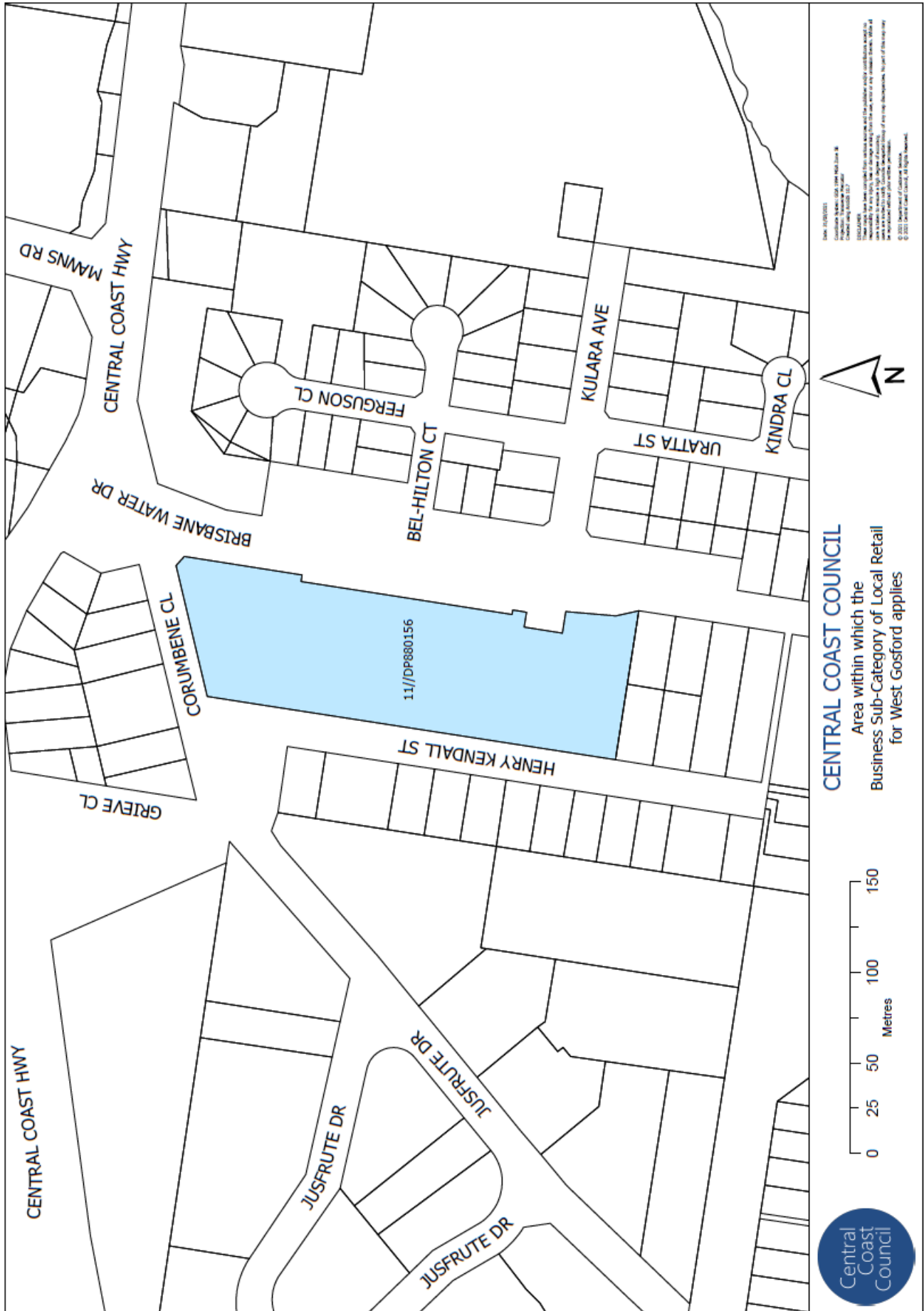
Map 10 – Business Local Retail – Kincumber



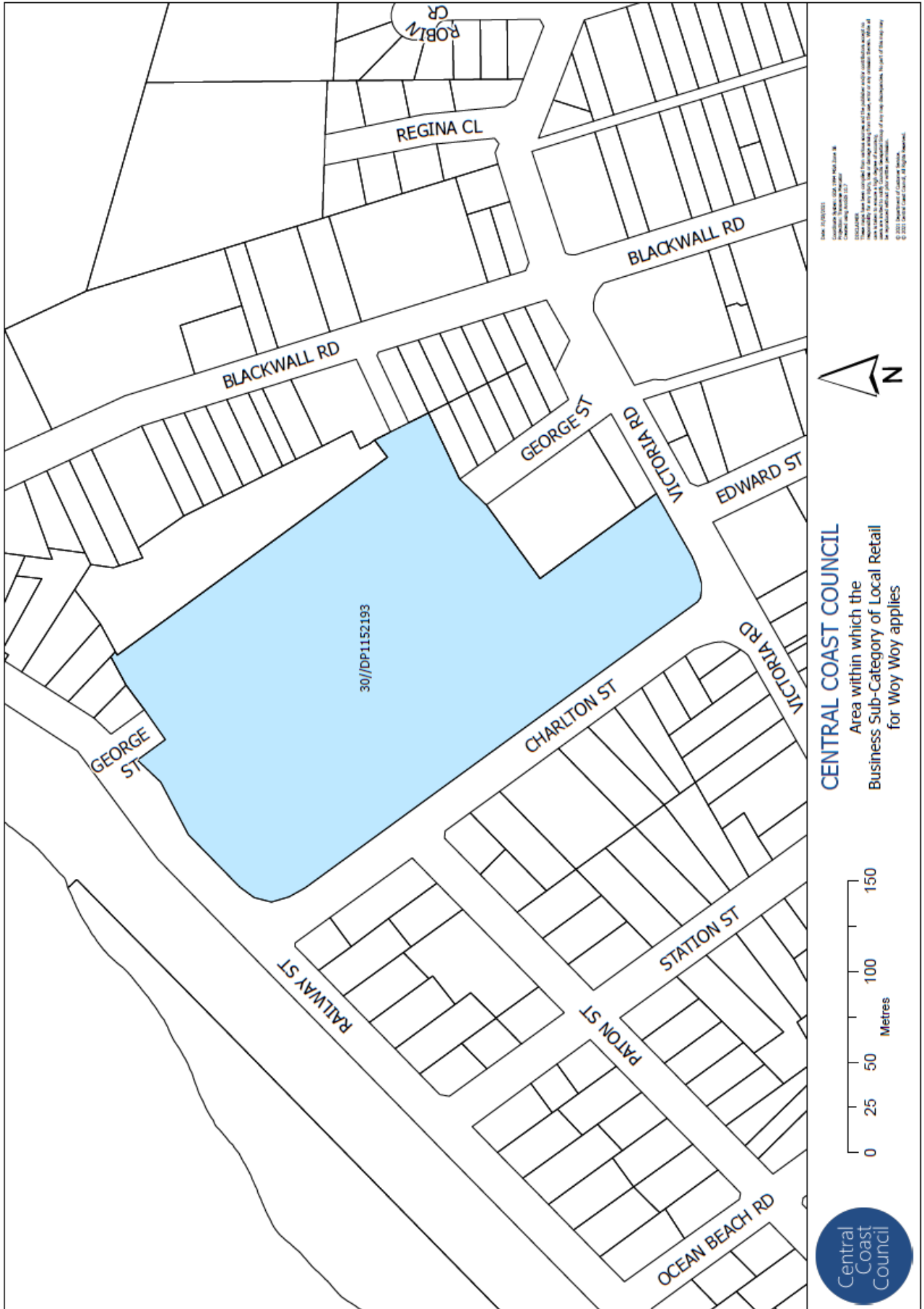
Map 11 – Business Local Retail – Lisarow



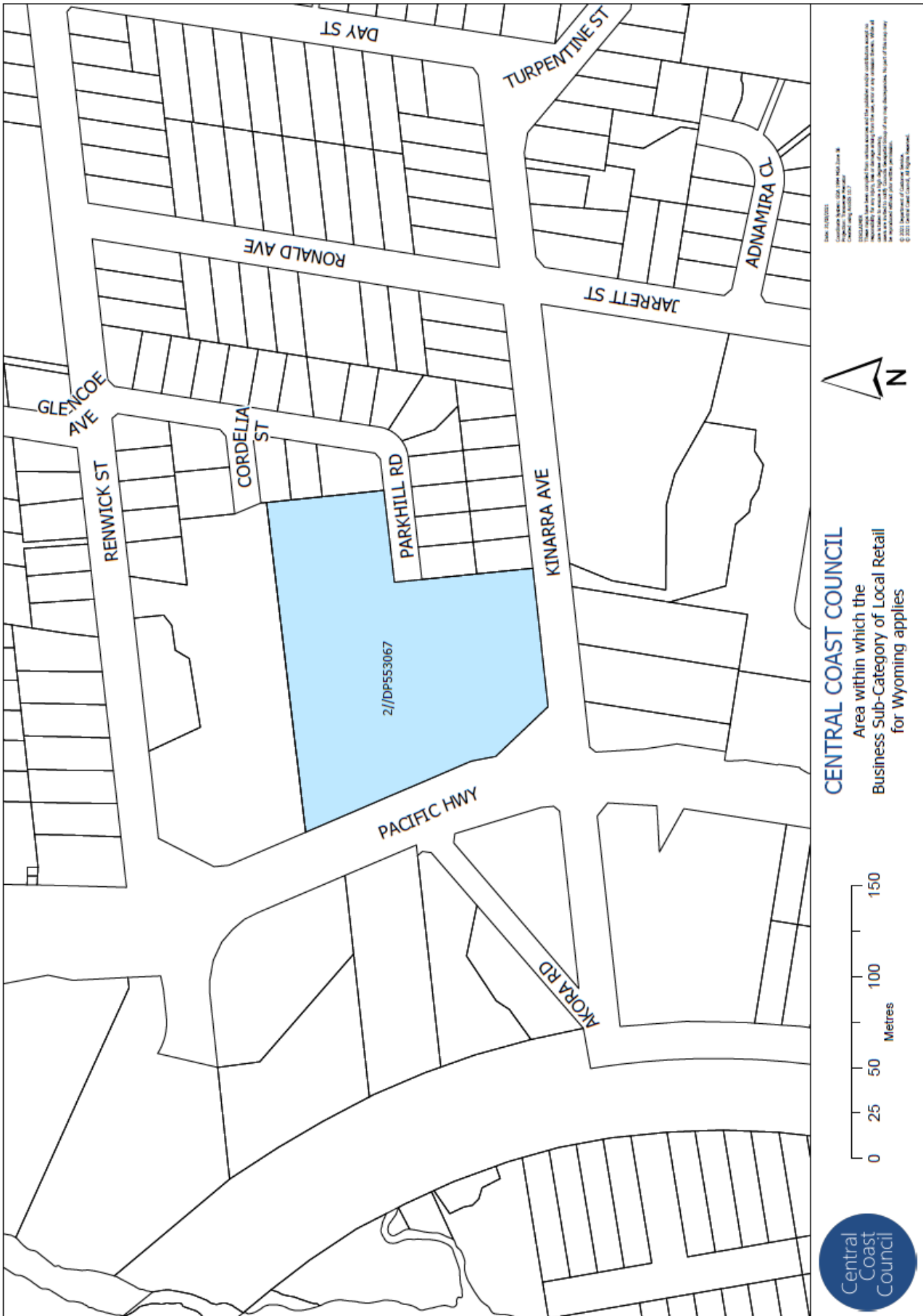
Map 12 – Business Local Retail – West Gosford



Map 13 – Business Local Retail – Woy Woy



Map 14 – Business Local Retail – Wyoming



Special Rates

Special Rates are also levied based on land values provided by the NSW Valuer General. The following Special Rates will be levied under Section 495 of the *Local Government Act 1993*.

Special Rate	Properties Assessed	Base Amount	Scenario 1: 15% increase		Scenario 2: 2% rate peg	
			Ad Valorem Cents per \$ land value	Forecast income	Ad Valorem Cents per \$ land value	Forecast income
Gosford Parking Special Rate						
<p><u>Purpose</u> Provide funding for the operation of the Baker Street Parking Station.</p> <p><u>Background</u> Introduced in 1978 as an ongoing rate.</p> <p>Refer to Map 15</p>	All properties categorised as Business, in accordance with s. 518 of the <i>Local Government Act 1993</i> , located within the Gosford Central Business District.	-	0.138273	\$227,000	0.122642	\$201,000
Gosford Central Business District Improvement Special Rate						
<p><u>Purpose</u> Provide funding for works which will enhance the Central Business District and benefit business properties located in that area.</p> <p><u>Background</u> Introduced in 1994-95 as an ongoing rate</p> <p>Refer to Map 15</p>	All properties categorised as Business, in accordance with s. 518 of the <i>Local Government Act 1993</i> , located within the Gosford Central Business District.	-	0.36073	\$591,000	0.319951	\$514,000
Business/Tourism Development Special Rate						
<p><u>Purpose</u> Provide funding for Business / tourism works across the former Gosford Local Government Area.</p> <p><u>Background</u> Introduced in 1994-95 as an ongoing rate</p> <p>Refer to Map 16</p>	All properties categorised as Business, in accordance with s. 518 of the <i>Local Government Act 1993</i> , within the former Gosford Local Government Area.	-	0.050806	\$1,087,000	0.045063	\$964,000

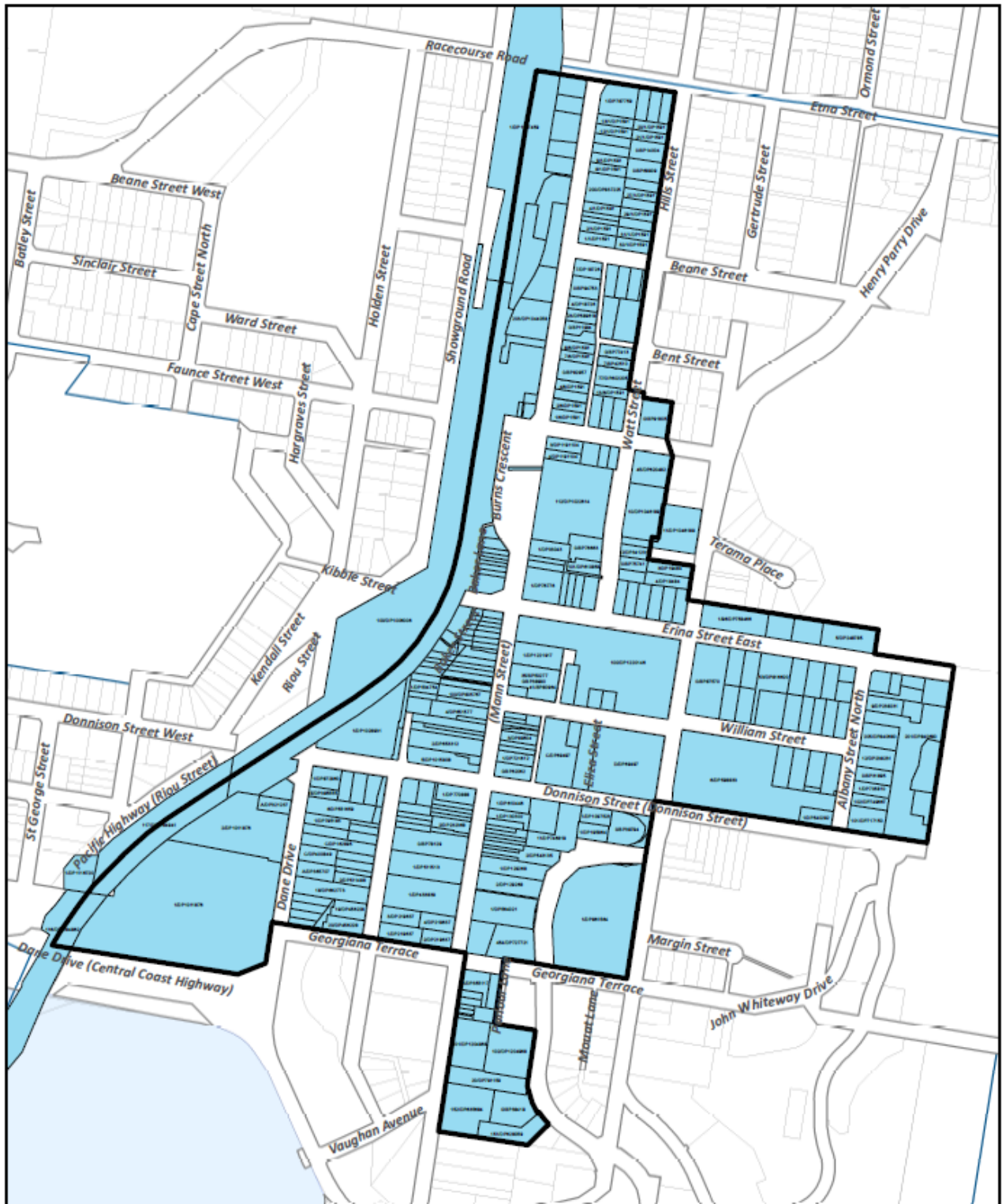
Special Rate	Properties Assessed	Base Amount	Scenario 1: 15% increase		Scenario 2: 2% rate peg	
			Ad Valorem Cents per \$ land value	Forecast income	Ad Valorem Cents per \$ land value	Forecast income
The Entrance Area						
<p><u>Purpose</u> Provide funding to The Entrance area to:</p> <ul style="list-style-type: none"> Promote the economic development of The Entrance area Market and promote The Entrance area Organise and manage promotional events within and around The Entrance area for the purpose of improving the market penetration of The Entrance area and its traders. <p><u>Background</u> Introduced from 1 July 1997, to fund activities in The Entrance area and to enhance the local business area.</p> <p>Refer to Maps 17 and 18</p>	<p>The Entrance Area Special Rate applies to the following properties:</p> <ul style="list-style-type: none"> All land used for business purposes and categorised, in accordance with s. 518 of the <i>Local Government Act 1993</i>, in the suburb known as The Entrance Major Facilities servicing Tourists identified as all properties in the suburbs of Magenta, The Entrance North, The Entrance, Blue Bay, Long Jetty, Toowoona Bay, Shelly Beach and Bateau Bay being land predominantly used for purposes as defined in Council's current Local Environmental Plan (LEP) of; <ul style="list-style-type: none"> -Amusement centres -Camping grounds -Caravan parks -Eco-tourist facilities -Pubs -Registered clubs -Service stations -Tourist and visitor accommodation Identified as Town Centres in Council's current Retail Centres Strategy. <p>These are properties that have been identified by Council as receiving a benefit through this special rate.</p>	\$97.00	0.374418	\$664,000	0.3281654	\$589,000
Toukley Area						
<p><u>Purpose</u> Provide funding to the Toukley area to market and promote the</p>	<p>The Special Rate applies to the following properties:</p> <ul style="list-style-type: none"> All properties categorised as 	\$97.00	0.275282	\$208,000	0.2409316	\$185,000

Special Rate	Properties Assessed	Base Amount	Scenario 1: 15% increase		Scenario 2: 2% rate peg	
			Ad Valorem Cents per \$ land value	Forecast income	Ad Valorem Cents per \$ land value	Forecast income
<p>economic development of the Toukley area within which this special rate applies.</p> <p><u>Background</u> Introduced from 1 July 1997, following a request by the Toukley Chamber of Commerce to fund activities in the Toukley area to enhance the local business area. Refer to Map 19</p>	<p>Business in the Toukley, Canton Beach, Noraville and Norah Head areas.</p> <p>These are properties that have been identified by Council as receiving a benefit from the activities funded through this special rate.</p>					
Wyong Area						
<p><u>Purpose</u> Provide funding to the Wyong area to promote the economic development of the Wyong area within which this special rate applies.</p> <p><u>Background</u> Introduced from 1 July 2005, following a request from the Wyong-Tuggerah Chamber of Commerce to fund activities in the Wyong area to enhance the local business area. Refer to Map 20</p>	<p>The Special Rate applies to the following properties:</p> <ul style="list-style-type: none"> All properties categorised as Business in the suburb known as Watanobbi. All properties categorised as Business in the suburb known as Wyong bounded by the following; <ul style="list-style-type: none"> - North of the Wyong River from Tacoma in the east to the M1 Pacific Motorway in the west -East of the M1 Pacific Motorway from the Wyong River to the suburb boundary between Wyong and Warnervale but to exclude Lot 32 DP 814964 -South of the northern Wyong boundary to its intersection with the Pacific Highway and then south of the Pacific Highway to the intersection of Pollock Avenue, but to include Lot 400 DP 1114793 (this 	\$97.00	0.102301	\$92,000	0.0882469	\$81,600

Special Rate	Properties Assessed	Base Amount	Scenario 1: 15% increase		Scenario 2: 2% rate peg	
			Ad Valorem Cents per \$ land value	Forecast income	Ad Valorem Cents per \$ land value	Forecast income
	<p>lot being to the north of the Pacific Highway)</p> <p>-Eastern boundary of the suburb of Wyong from Johns Road to Wyong River.</p> <p>These are properties that have been identified by Council as receiving a benefit from the activities funded through this special rate.</p>					




Map 15 – Gosford CBD Special Rate and Gosford Parking Special Rate



**Area Within Which –
The Gosford CBD and Gosford Parking Special Rate for Business in the Gosford CBD may apply**



Central Coast Council
43 Mann Street
Gosford
PO Box 21 Gosford NSW 2250
www.centralcoast.nsw.gov.au
64488@centralcoast.nsw.gov.au

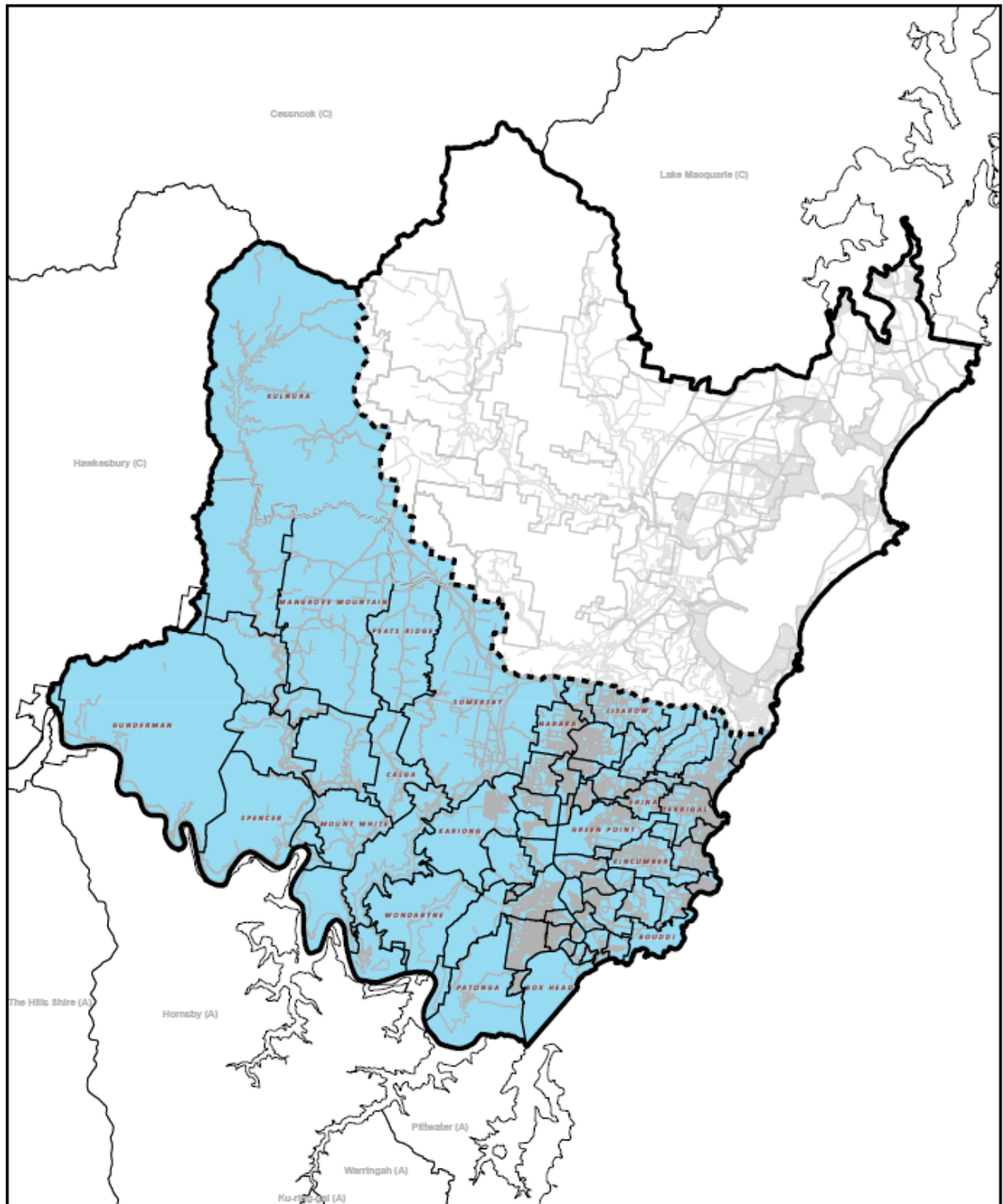


Creator: Maxwell Taylor
Date: 20/04/2017
Source: Central Coast Council (Spatial Information Services)
Projection: GDA_2011_Australia_Meanings: GCS_Australia_2011
Created using ArcGIS 10.5.1 (Desktop)
Follow-up: 10/04/2017/04/2017/04/2017/04/2017/04/2017/04/2017/04/2017
Map: 15 - Gosford CBD and Gosford Parking Special Rates

DISCLAIMER
These maps have been compiled from various sources and the publisher and/or vendor does not accept any responsibility for any errors, omissions or damage arising from the use, errors or any reliance thereon. No part of this map may be reproduced without prior written permission. All Rights Reserved.

© Central Coast Council 2017
© 10/04/2017

Map 16 – Business Tourism Special Rate



Area Within Which – Non Residential Properties Business Tourism Special Rate may apply

Central Coast Council
 41 Water Street
 Gosford
 PO Box 21 Gosford NSW 2250
www.centralcoast.nsw.gov.au
Feedback@centralcoast.nsw.gov.au

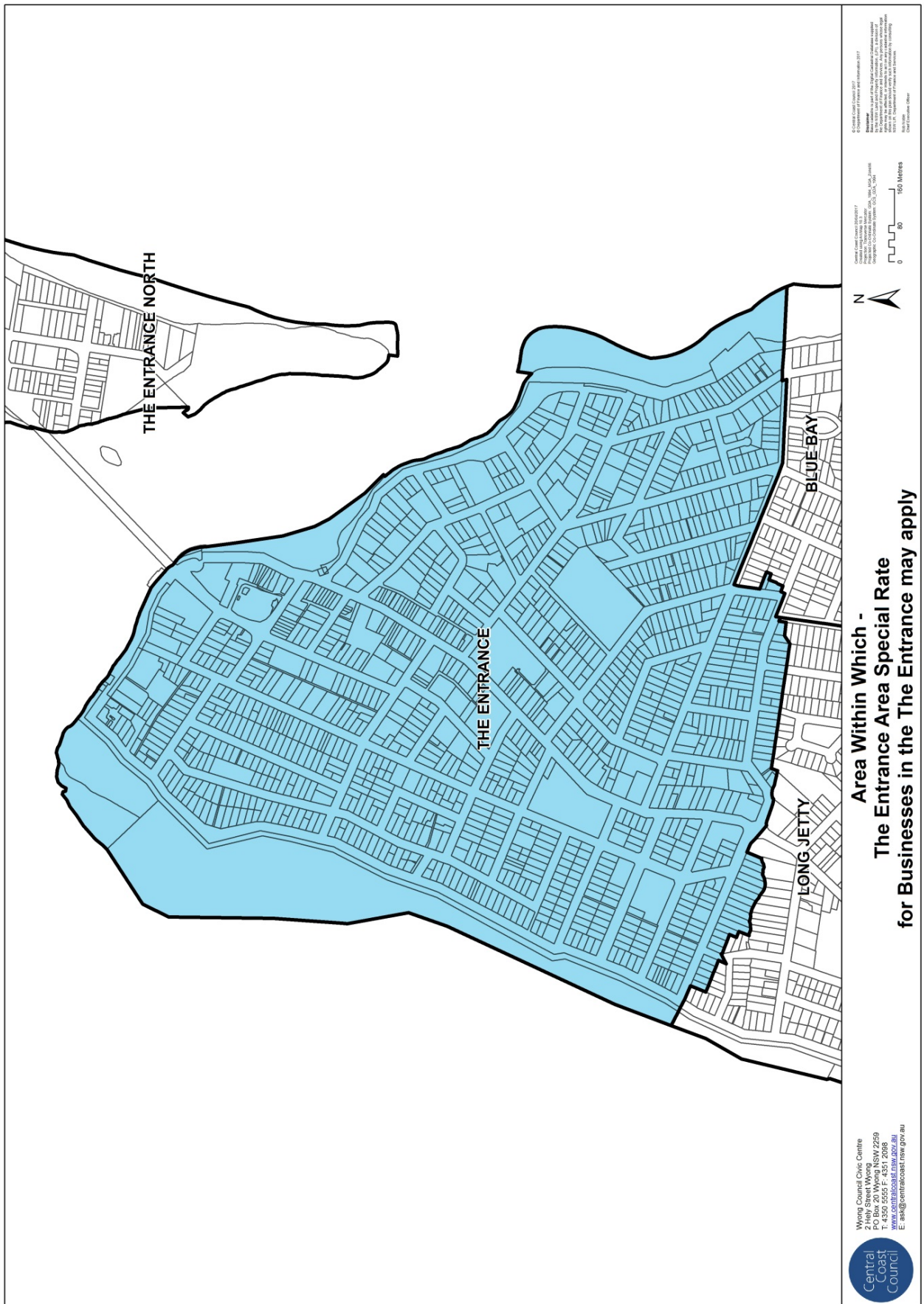


Created: Robert Taylor
 Date: 2024/2027
 Source: Central Coast Council | Spatial Information Services
 Region: NSW, 1516, 1517, 1518, 1519, 1520, 1521, 1522, 1523, 1524, 1525
 Created using ArcGIS 10.8.1 (ArcMap)
 Software: 10.8.1 (ArcMap)
 Metadata: Central Coast Council | Business Tourism Special Rate

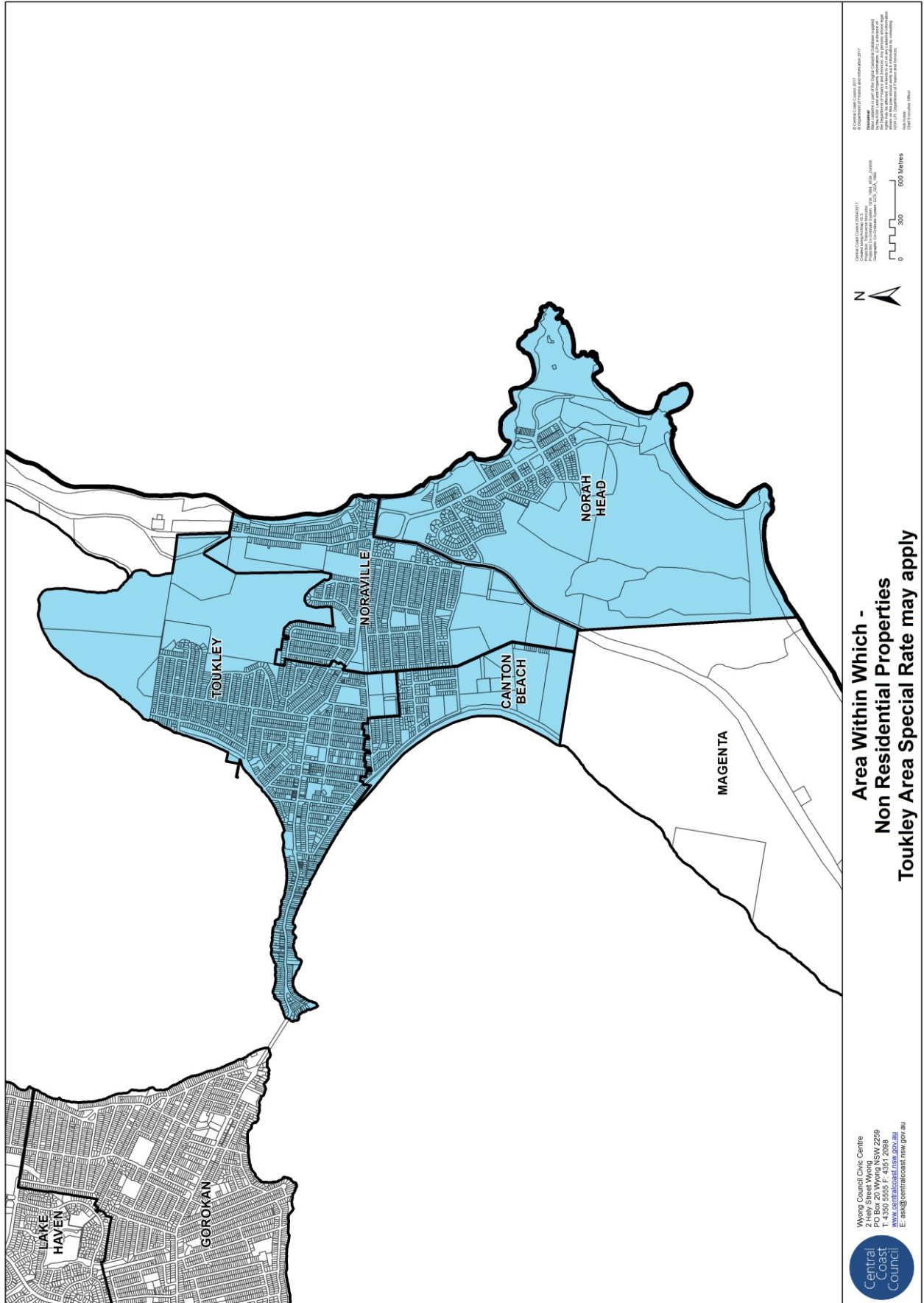
DISCLAIMER
 These maps have been compiled from various sources and the publisher and/or contributors accept no responsibility for any errors, loss or damage arising from the use, error or any omissions therein. No part of this map may be reproduced without prior written permission. All Rights Reserved.

© Central Coast Council 2027
 © IP 2024

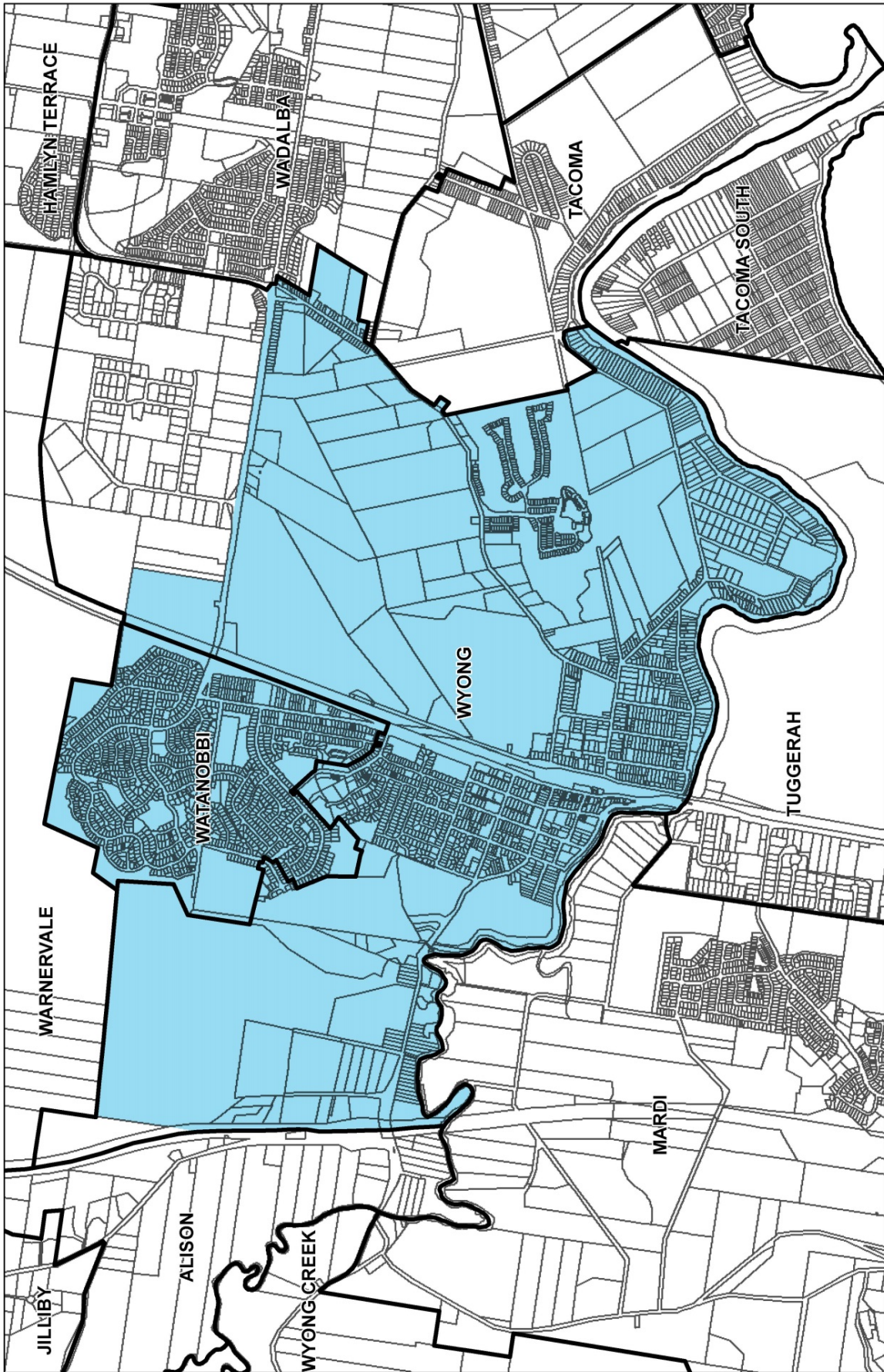
Map 17 – The Entrance Special Rate – Businesses in The Entrance



Map 19 - Toukley Area Special Rate



Map 20 – Wyong Area Special Rate






 Wyong Council Civic Centre
 2 Healy Street Wyong NSW 2259
 T: 4350 5555 F: 4351 2038
www.centralcoast.nsw.gov.au
 E: ask@centralcoast.nsw.gov.au

**Area Within Which -
 Non Residential Properties
 Wyong Area Special Rate may apply**

© Copyright of Council 2017
 All Rights Reserved
 This map is a representation of the data available at the time of printing. The Council is not responsible for any errors or omissions.

0 200 400 Meters

N



ANNUAL CHARGES

Annual Charges for Services

In addition to ordinary rates and special rates, Council will levy annual charges for the following services in 2021-2022:

- Domestic waste management services
- Waste management services (non-domestic)
- Water supply services
- Sewerage services
- Stormwater drainage services

The annual charges for water supply, sewerage and stormwater drainage services have been updated to reflect IPART's final determinations issued on 24 May 2019.

Domestic Waste Management Service Charges

Council levies a domestic waste management service charge on all parcels of rateable land to which a service is available. This covers the cost of providing waste collection and recycling services and the whole of life cost for managing waste including the remediation of landfills.

Domestic Waste Management Service Charges	Annual Charge	Rate Per Week	No of Assessments	Forecast Income
Domestic Waste Management Availability Charge	\$72.00	\$1.38	2,620	\$189,000

Purpose: Fund waste management facilities to meet potential future demands from vacant land.

Applies to: All vacant parcels of rateable land within Council's waste collection area.

Refer Map 21

Domestic Waste Management Service – Eastern Area	\$520.00	\$10.00	136,563	\$71,013,000
---	----------	---------	---------	--------------

Purpose: Cover cost of Council's three bin waste and recycling collection services plus the whole of life cost for managing waste including the remediation of landfills.

Applies to: all domestic properties within Council's waste collection area located east of the M1 Motorway with an approval for a residential building. Multiple charges will apply where multiple dwellings have been approved.

Provides: Access to Council's three bin collection service consisting of:

- Weekly collection of a 140 litre waste bin
- Fortnightly collection of a 240 litre recycling bin
- Fortnightly collection of a 240 litre garden vegetation bin
- Six kerbside clean up services per year.

Domestic Waste Management Service Charges	Annual Charge	Rate Per Week	No of Assessments	Forecast Income
---	---------------	---------------	-------------------	-----------------

Upgrades and additional services: Available upon request of the owner at the additional cost(s) indicated below under *Domestic waste management service – upgrades and additional services*.

Options for large residential complexes: Where more than 6 strata titled or community title residential units exist on one allotment, bulk bin options for waste and or recyclables may be provided up to the equivalent volume of one 140 litre waste bin per tenement.

Refer Map 21

Domestic Waste Management Service – Western Area	\$461.00	\$8.87	3,619	\$1,668,000
---	----------	--------	-------	-------------

Purpose: Cover cost of Council’s two bin waste and recycling collection services plus the whole of life cost for managing waste including the remediation of landfills.

Applies to: all domestic properties within Council’s waste collection area located west of the M1 Motorway with an approval for a residential building. Multiple charges will apply where multiple dwellings have been approved

Provides: Access to Council’s two bin collection service consisting of

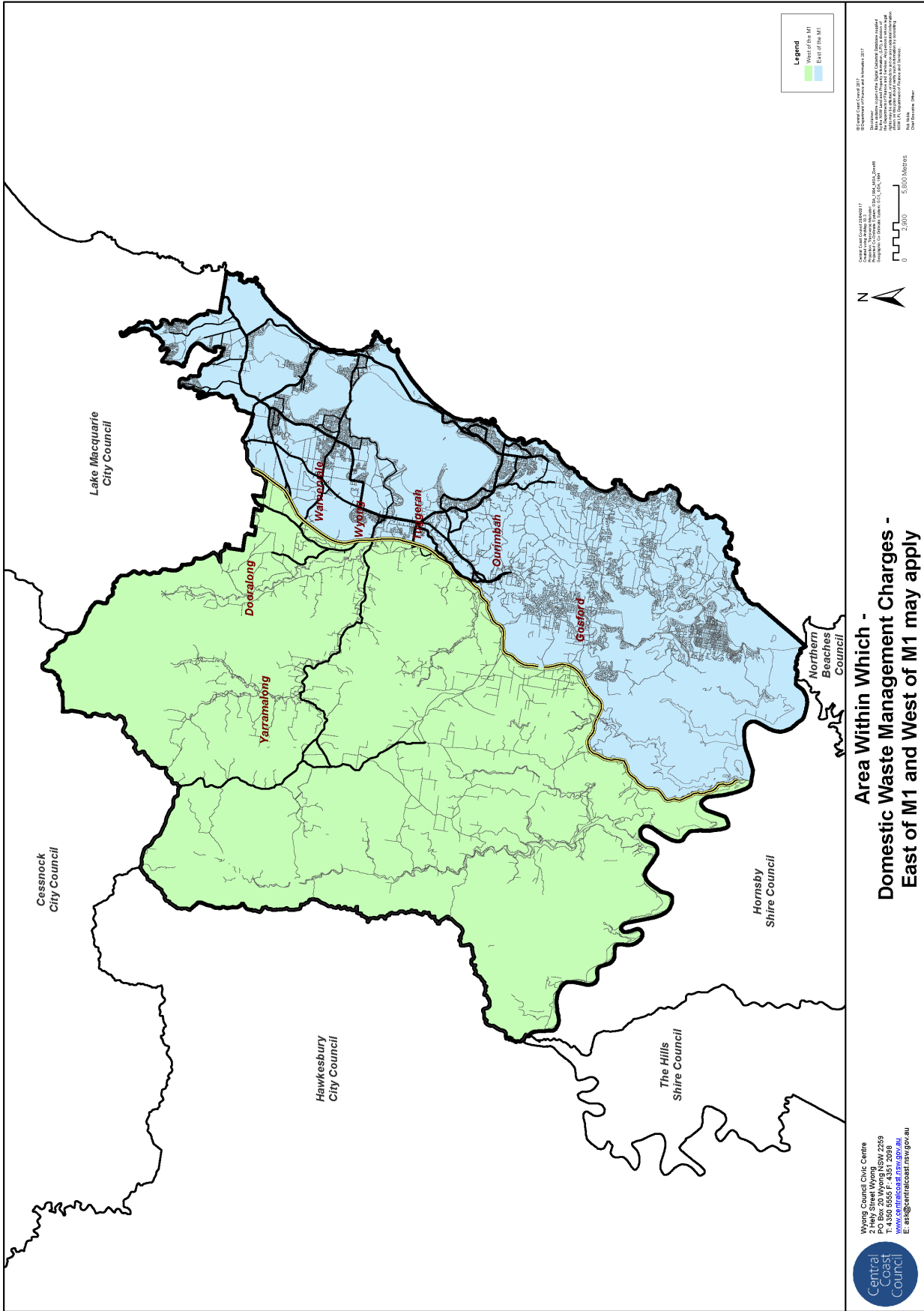
- Weekly collection of a 140 litre waste bin
- Fortnightly collection of a 240 litre recycling bin
- Six kerbside clean up services per year.

Upgrades and additional services: Available upon request of the owner at the additional cost(s) indicated below under *Domestic waste management service – upgrades and additional services*.

Refer to Map 21



Map 21 – Domestic Waste Management Charges Eastern Area and Western Area



Domestic Waste Upgrades and Additional Services

Domestic properties may upgrade their 140 litre domestic waste bin to a 240 litre or 360 litre domestic waste bin and/or upgrade their 240 litre recycling bin to a 360 litre recycling bin and/or request additional 140, 240 or 360 domestic waste bins, 240 or 360 litre recycling bins or 240 litre garden vegetation bins.

The costs to upgrade and for additional bins are shown in the table below:

Service Upgrades and Additions	Annual Charge	Rate Per Week
140 litre domestic waste bin to 240 litre domestic waste bin upgrade	\$138.00	\$2.65
140 litre domestic waste bin to 360 litre domestic waste bin upgrade	\$276.00	\$5.31
140 litre domestic waste bin additional service	\$273.00	\$5.25
240 litre domestic waste bin additional service	\$413.00	\$7.94
360 litre domestic waste bin additional service	\$552.00	\$10.62
240 litre recycling bin to 360 litre recycling bin upgrade	\$36.00	\$0.69
240 litre recycling bin additional service	\$104.00	\$2.00
360 litre recycling bin additional service	\$138.00	\$2.65
240 litre vegetation bin additional service	\$112.00	\$2.15

The anticipated yield for 2021-2022 from the upgraded domestic waste services is \$3,910,000.

Additional Short Term Extra Service

Residents may receive an additional service to any bin type on any working day by providing one full business day notice.

Additional Service	Rate Per Additional Service
140 litre Domestic Waste Bin	\$18.93
240 litre Domestic Waste Bin	\$20.15
360 litre Domestic Waste Bin	\$21.37
660 litre Domestic Waste Bin	\$39.18
1.1 m ³ Domestic Waste Bin	\$65.26
1.5 m ³ Domestic Waste Bin	\$89.02
240 litre Recycling Bin	\$20.15
360 litre Recycling Bin	\$21.37
660 litre Recycling Bin	\$39.18
1.1 m ³ Recycling Bin	\$65.26
1.5 m ³ Recycling Bin	\$89.02
240 litre Vegetation Bin	\$20.15

Additional Kerbside Collection Service

Residents may receive an additional Kerbside collection service on any working day by providing two full business days notice.

Additional Service	Rate Per Additional Service
Extra kerbside collection (Per 1m ³)	\$84.00

Other Waste Management Service Charge – Non Domestic

Council levies the waste management charge on all parcels of applicable land for which a Council waste, recycling or vegetation bin service is provided.

Commercial customers and non-rateable properties may be provided with waste bins of various capacities and/or with recycling bins of various capacities and/or a 240 litre garden vegetation bin.

The standard service frequency for the waste bins is once per week and the recycling bins and 240 litre garden vegetation bin is once per fortnight.

Multiple services per week of any bin can be arranged in accordance with the waste collection contract. The cost will be the multiple of the standard annual charge.

Service	Annual Charge	Rate Per Week
140 litre Waste Bin	\$389.00	\$7.48
240 litre Waste Bin	\$519.00	\$9.98
360 litre Waste Bin	\$640.00	\$12.31
660 litre Waste Bin	\$2,216.00	\$42.62
1.1 m ³ Waste Bin	\$3,094.00	\$59.50
1.5 m ³ Waste Bin	\$4,167.00	\$80.13
240 litre Recycling Bin	\$104.00	\$2.00
360 litre Recycling Bin	\$139.00	\$2.67
660 litre Recycling Bin	\$287.00	\$5.52
1.1 m ³ Recycling Bin	\$476.00	\$9.15
1.5 m ³ Recycling Bin	\$651.00	\$12.52
240 litre Vegetation Bin	\$112.00	\$2.15

The yield to Council from these charges in 2021-2022 is estimated to be \$3,905,000.

Pension Rebates - Ordinary Rates and Domestic Waste Management Charges

Council provides a rate reduction on the combined ordinary rate levy amount and the domestic waste management charge of 50%, with a maximum combined reduction of \$250 to eligible pensioners.

Of this reduction 55% is reimbursed to Council by the NSW Government.

The estimated total amount of pension rebates for ordinary rates and domestic waste management charges in 2021-2022 is \$6,373,000 of which 55% is funded by the NSW Government with the balance funded by Council.

Water, Sewerage and Stormwater Drainage Charges

Central Coast Council's water, sewerage and stormwater drainage services and a number of its associated ancillary services are levied under the *Water Management Act 2000*. Those services are declared monopoly services under s. 4 of the *Independent Pricing and Regulatory Tribunal Act 1992*.

Council's prices must therefore be set in accordance with any IPART determined methodologies and/or maximum prices and are subject to approval by the relevant Minister.

IPART issued two determinations on the maximum prices that Council can charge for water, sewerage and stormwater services on 24 May 2019. The determinations apply for three years from 1 July 2019 to 30 June 2022 (the 2019 determination period):

1. Central Coast Council - Maximum prices for water, sewerage, stormwater drainage and other services from 1 July 2019
2. Bulk water transfers between Hunter Water Corporation and Central Coast Council – Maximum prices from 1 July 2019

All prices for water, sewerage, stormwater drainage and ancillary services for 2021-2022 are in accordance with IPART's final determinations issued on 24 May 2019 adjusted by an estimate of the 2021-2022 CPI multiplier of 3.7% as the final determinations were made in 2019-2020 dollars. The CPI multiplier as per the determinations is based on the percentage change for the March Quarter 2019 to March Quarter 2021 of the consumer price index All Groups index number for the weighted average of eight capital cities for the as published by the Australian Bureau of Statistics. The March Quarter 2021 CPI figures are due to be published in late April 2021 and the prices will be updated once the final CPI multiplier is available.

Retirement villages are classified as non-residential properties. IPART's decision reduces the difference between bills for retirement villages that are exempt from water, sewerage and stormwater service charges and those that are not. Classification as non-residential properties will also result in lower bills for retirement villages than charging each unit within a village as a residential customer, even if the individual unit was eligible for a pensioner discount (Final Report Water May 2019, page 9).

Water Supply Service Charges

Council levies the water supply service charge on the owners of all properties for which there is a connected water supply service. This covers the costs of making water available. Council does not levy water supply service charges to unconnected properties.

For those properties that become chargeable or non-chargeable during the year the charge will be applied in their next billing period (e.g. next quarter).

The water supply service charges for 2021-2022 are as follows:

Basis of Charge Meter Size or Property Type	Annual Charge
Unconnected Property	NIL
Unmetered Property (Connected to the water supply system but not serviced by a meter)	\$87.65
20mm meter	\$87.65
25mm meter	\$136.96
32mm meter	\$224.40
40mm meter	\$350.62
50mm meter	\$547.83
80mm meter	\$1,402.46
100mm meter	\$2,191.34
Other Meter sizes	$\frac{(\text{Meter size in mm})^2 \times \text{Water supply access charge for a 20mm Meter for the applicable period}}{400}$

The expected total yield in 2021-2022 from water service charges is \$12,826,000.

Water Usage Charges

In addition to the water supply service charge, all potable water consumed will be charged at \$2.11 per kilolitre.

Where water usage relates to multiple financial year periods the usage will be apportioned to each period on a daily average basis and the applicable period's water usage charge will be applied.

Where a property is unmetered the water usage for that property will be a deemed volume based on the previous metered period (approx. 365 days). If there is not a previous metered period zero kilolitres will be charged.

Where a property is unconnected zero kilolitres will be charged. The expected total yield in 2021-2022 from this charge is \$59,200,000.

Sewerage Supply Service Charges

Council levies this charge to cover the cost of supplying sewerage services on all properties for which there is a sewerage service either connected or available. Council does not levy sewerage supply service charges to unconnected properties. For those properties that become chargeable or non-chargeable during the year the charge will be applied in the next billing period.

Non Residential properties will be levied a sewerage service charge based on meter size and sewerage usage charges. However, Non-Residential properties within a Mixed Multi-Premises that is serviced by a common meter will be levied a sewerage service charge based on a 20mm meter. A discharge factor in accordance with Council's Trade Waste Policy is applied to the charges

Residential properties will be levied a sewerage service charge based on a 20mm meter with a fixed sewerage discharge factor of 75% and a deemed sewerage usage charge based on the property type.

Sewerage service charge in the Former Gosford Local Government Area

Basis of Charge	Annual Charge
Meter Size or Property Type	
Unconnected Property	NIL
Unmetered Property	\$557.36
20mm meter	\$557.36
25mm meter	\$870.88
32mm meter	\$1,426.84
40mm meter	\$2,229.44
50mm meter	\$3,483.50
80mm meter	\$8,917.76
100mm meter	\$13,934.00
Other Meter sizes	$(\text{Meter size in mm})^2 \times \text{sewerage access charge for a 20mm Meter for the applicable period}$ 400

Applying the fixed sewerage discharge factor of 75% for Residential Properties, the sewerage service charge for a Residential Property in the former Gosford local government area is \$418.02.

Sewerage service charge in the Former Wyong Local Government Area

Basis of Charge	Annual Charge
Meter Size or Property Type	
Unconnected properties	NIL
Unmetered Property	\$508.62
20mm meter	\$508.62
25mm meter	\$676.33
32mm meter	\$1,108.10
40mm meter	\$1,731.41
50mm meter	\$2,705.33
80mm meter	\$6,925.64
100mm meter	\$10,821.32
Other Meter sizes	$(\text{Meter size in mm})^2 \times \text{sewerage access charge for a 25mm Meter for the applicable period}$ 625

Applying the fixed sewerage discharge factor of 75% for Residential Properties, the adjusted sewerage service charge for a Residential Property in the former Wyong local government area is \$381.47.

The expected total yield in 2021-2022 from sewerage supply service charge is \$57,763,000.

Sewerage Usage Charges

For the purpose of the sewerage usage charge, the volume deemed to have been discharged from a Property into the sewerage system is

- (1) in the case of a Residential Property:
 - (A) within a Mixed Multi or Multi-Premises: 80/365 kilolitres per day of that period;
 - (B) not within a Mixed Multi or Multi-Premises: 125/365 kilolitres per day of that period;
- (2) in the case of a Non-Residential Property:
 - (A) within a Mixed Multi-Premises: 125/365 kilolitres per day of that period;

- (B) not within a Mixed Multi-Premises: – the volume of water supplied to that Property multiplied by the Sewerage Discharge Factor; and
- (3) In the case of an Unconnected Property – zero kilolitres.

Exempt Land will be charged for sewerage usage charges. Sewage discharged into the sewerage network will be charged at \$0.87 per kilolitre.

The expected total yield in 2021-2022 from this charge is \$16,043,000.

Recycled Water

Supply of reticulated tertiary treated sewerage effluent, except when covered by an individual agreement, will be charged at 50% of the potable water supply charge. This charge is \$1.06 per kilolitre for the 2021-2022 financial year.

Bulk Water Transfers

Bulk water transfers between Hunter Water and Central Coast Council will be charged at \$0.33 per kilolitre for the 2021-2022 financial year.

Stormwater Drainage Service Charges

This charge is levied by Council for the provision of stormwater drainage services and covers the cost of maintaining the drainage network.

Currently there are two designated Drainage Areas in place under the *Water Management Act 2000*. The former Gosford drainage area covered the entire former Gosford LGA (refer to Map 22, while the drainage area for the former Wyong LGA included all properties within 1.5km and/or east of the M1 (refer to Map 23).

For the stormwater drainage service charge to apply throughout the Central Coast LGA, Council needs to apply to the NSW Minister for Water to have the entire Central Coast LGA declared a Drainage Area under the *Water Management Act 2000* (refer to Map 24). Until this time, the stormwater drainage service charge will apply to the designated drainage areas for both former LGAs.

For information on assessing properties as low impact for stormwater drainage service charges and the appropriate application form please refer to Council's website www.centralcoast.nsw.gov.au.

Fixed stormwater drainage service charges

Basis of Charge	Annual Charge
Low Impact Property	\$108.45
Residential Property that is not part of a Multi-Premises	\$108.45
Each Property within a Residential Multi-Premises or Mixed Multi-Premises	\$81.34
Vacant Land	\$81.34

Area-based stormwater drainage service charges

The area-based stormwater drainage service charge is applicable to Non-Residential Properties that do not fall within one of the categories of Property that may be charged a fixed stormwater drainage service charge.

Property Area	Annual Charge
Small ($\leq 1,000\text{m}^2$)	\$108.45
Medium ($> 1,000\text{m}^2$ and $\leq 10,000\text{m}^2$)	\$189.80
Large ($> 10,000\text{m}^2$ and $\leq 45,000\text{m}^2$)	\$894.78
Very Large ($> 45,000\text{m}^2$)	\$2,711.40

The expected total yield in 2021-2022 from the stormwater drainage charge is \$15,481,000.


Pension Rebates - Water and Sewerage Service Charges

Council provides a reduction of 50% of the water supply service and water usage charges levied up to a maximum of \$87.50 and a further reduction of 50% of sewerage service and sewerage usage charges levied up to a maximum of \$87.50.

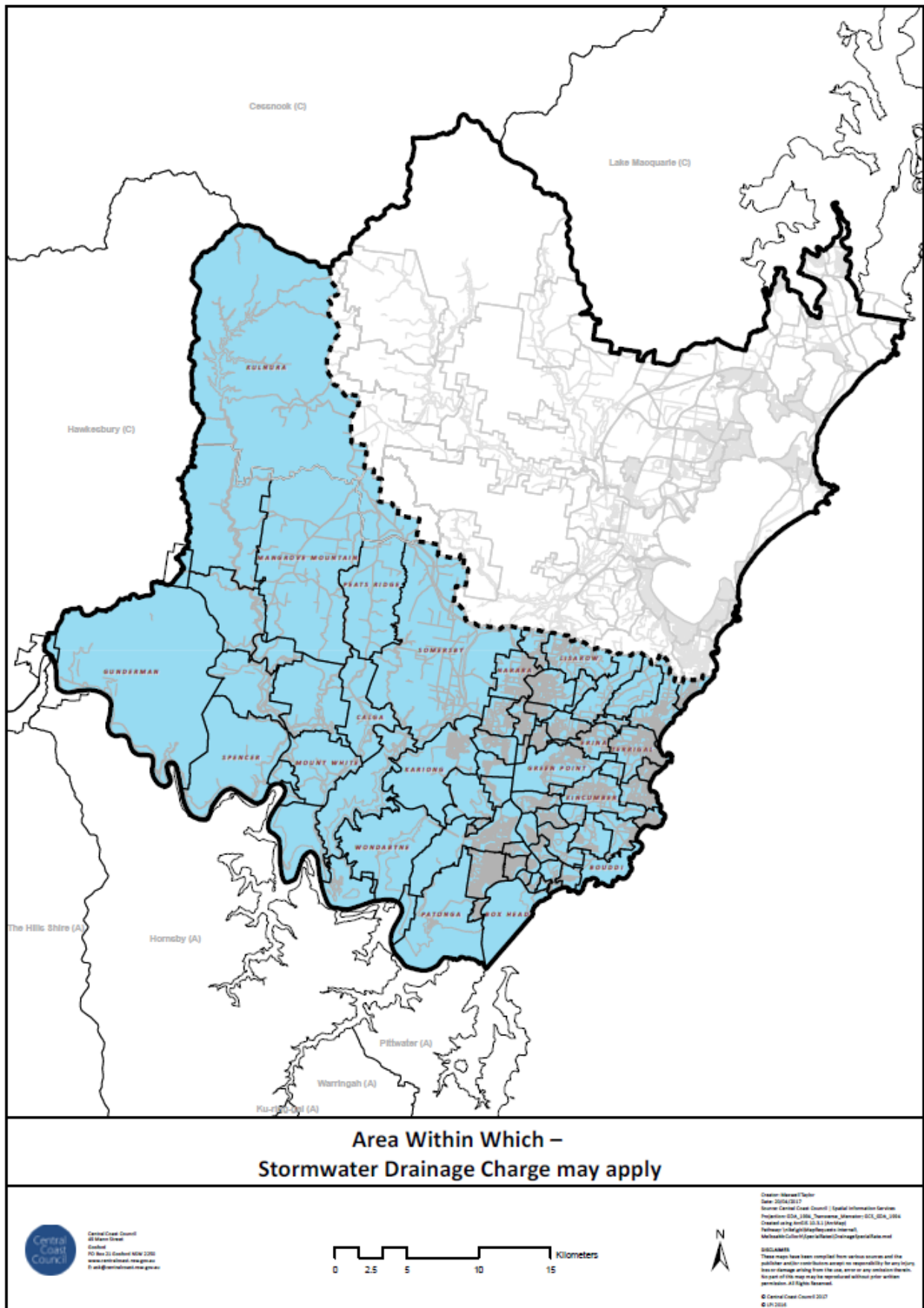
Of these reductions 55% is reimbursed by the NSW Government. The estimated total amount of the pension rebate in 2021-2022 is \$4,228,000.

Goods and Services Tax

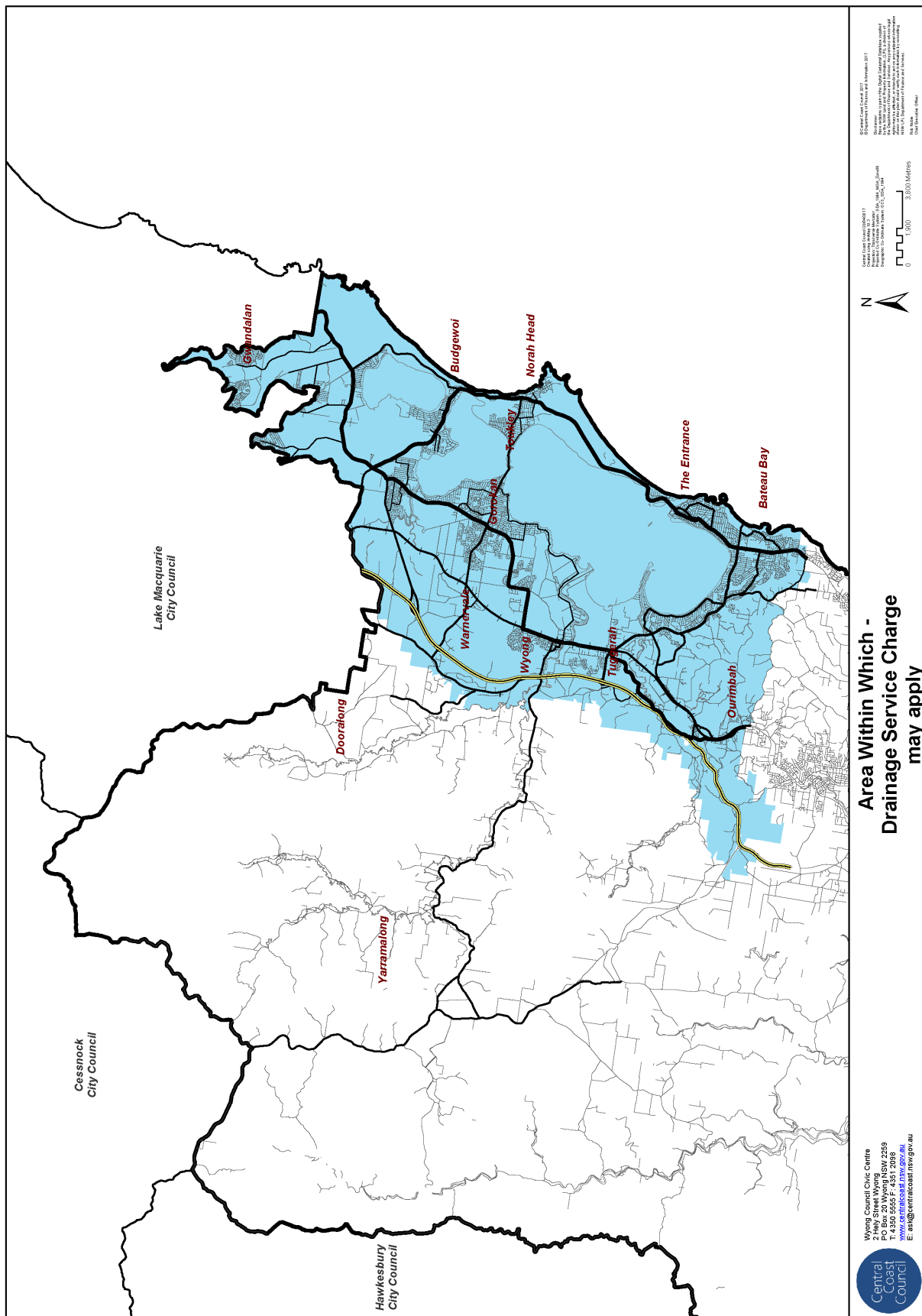
Goods and Service Tax (GST) does not apply to Council's annual rates and charges. GST does however apply to certain fees as indicated in the schedule of fees and charges pursuant to a new *A New Tax System (Goods and Services Tax) Act 1999*.



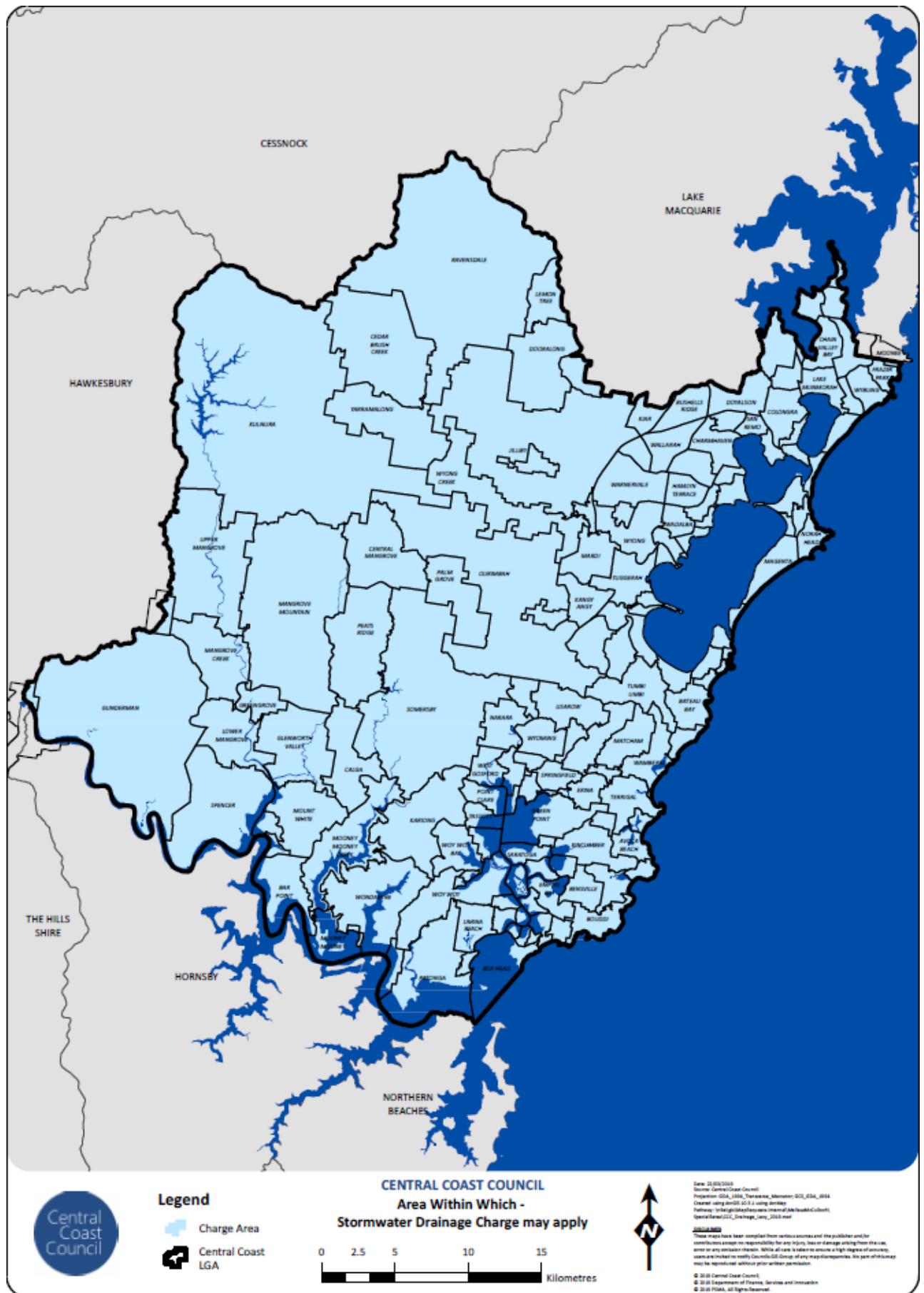
Map 22 – Stormwater Drainage Service Charge Area (former Gosford Local Government Area)



Map 23 – Stormwater Drainage Service Charge Area (former Wyong Local Government Area)



Map 24 – Proposed Stormwater Drainage Service Charge Area



Water, Sewerage and Stormwater Drainage Service and Usage Charges*

The pricing for water, sewerage and stormwater drainage service and usage charges for each property type is as follows:

Property Type	Water Service Charges	Water Usage Charges	Sewer Service Charges	Sewer Usage Charges	Stormwater Drainage Service Charges
Metered residential properties with individual meter(s)	Each property is levied the 20mm meter water service charge.	Each property will be levied for water passing through its meter.	Each property is levied the 20mm meter sewerage service charge (based on former Council local government area) multiplied by the deemed fixed sewerage discharge factor of 75%.	Each property will be levied a deemed usage charge.	Each property is levied the stormwater drainage service charge based on their property category.
Metered residential properties with a common meter(s)	Each property will be levied the 20mm meter water service charge.	Usage through a common meter will be apportioned by unit entitlement or apportioned equally across all premises.	Each property is levied the sewerage service charge (based on former Council local government area) for a 20mm meter multiplied by the deemed fixed sewerage discharge factor of 75%.	Each property will be levied a deemed usage charge	Each property will be levied the stormwater drainage service charge based on their property category.
Metered Residential properties within a mixed multi-premises that is serviced by a common meter	Each property is levied the 20mm meter water service charge	Usage through a common meter will be apportioned by unit entitlement or apportioned equally across all premises.	Each property is levied the sewerage service charge (based on former Council local government area) for a 20mm meter, multiplied by the deemed fixed sewerage discharge factor of 75%.	Each property will be levied a deemed usage charge – note no discharge factor is applied.	Each property is levied the stormwater drainage service charge based on their property category.
Metered Non-residential properties with individual meter(s).	Each property is levied the water service charge based on the meter size(s) of the property.	Each property will be levied for water passing through its meter.	Each property is levied the sewerage service charge (based on former Council local government area) based on the meter size of the property, multiplied by the applicable discharge factor.	Sewer usage is based on the water usage multiplied by the applicable discharge factor.	The storm water drainage service charge will apply based on either low impact or on the rateable properties land size.

Property Type	Water Service Charges	Water Usage Charges	Sewer Service Charges	Sewer Usage Charges	Stormwater Drainage Service Charges
Metered non-residential properties with a common meter(s)	Each property is levied the water service charge based on the size of the meter(s), divided by the number of properties within the premises that is served by the meter(s).	Usage through a common meter will be apportioned by unit entitlement or apportioned equally across all premises.	Each property is levied the sewerage service charge (based on former Council local government area) based on the size of the meter(s), divided by the number of properties within the premises that is served by the meter(s) multiplied by the applicable discharge factor.	Usage through a common meter will be apportioned by unit entitlement or apportioned equally across all premises.	Each property is levied the stormwater drainage service charge based on either low impact or rateable properties land size.
Metered Non-Residential properties within a mixed multi-premises that is serviced by a common meter	Each property is levied the 20mm meter water service charge	Usage through a common meter will be apportioned by unit entitlement or apportioned equally across all premises.	Each property is levied the sewerage service charge (based on former Council local government area) for a 20mm meter, multiplied by the applicable sewerage discharge factor.	Each property will be levied a deemed usage charge.	Each property is levied the stormwater drainage service charge based on the property category.
Water fire service.	There is no charge for a separate fire service. Where a property has a combined fire and commercial service the property will be charged in accordance with meter size.	Usage is not charged for a dedicated fire service Where there is a combined service the property will be levied for water greater than 10 kilolitres passing through its meter.	No charge.	No charge.	No charge.
Unmetered Residential properties connected to the water and sewerage supply system but not serviced by a meter.	Each property is levied the water service charge for unmetered properties.	Water usage will be a deemed volume based on the previous metered period (approx. 365 days). If there is not a previous metered period zero kilolitres will be charged.	Each property is levied the sewerage service charge for unmetered properties.	Each property will be levied a deemed usage charge.	Each property is levied the stormwater drainage service charge based on the property category
Unmetered Non-Residential properties connected to the water and sewerage supply system but not	Each property is levied the water service charge for unmetered properties.	Water usage will be a deemed volume based on the previous metered period (approx. 365 days). If there is	Each property is levied the sewerage service charge for unmetered properties.	Sewer usage will be a deemed volume based on the water usage from the previous metered period (approx. 365	Each property is levied the stormwater drainage service charge based on the property category

Property Type	Water Service Charges	Water Usage Charges	Sewer Service Charges	Sewer Usage Charges	Stormwater Drainage Service Charges
serviced by a meter.		not a previous metered period zero kilolitres will be charged.		days). If there is not a previous metered period zero kilolitres will be charged.	
Metered Non-Ratable Residential property	No Charge	Each property will be levied for water passing through its meter.	No Charge	No Charge	No Charge
Metered Non-Ratable Non-Residential property	No Charge	Each property will be levied for water passing through its meter.	No Charge	Sewer usage is based on the water usage multiplied by the applicable discharge factor.	No Charge

* Harmonisation of Council's billing practices continues and may result in removing the current varying approaches. This will not impact the pricing outlined in this document.

Liquid Trade Waste Charges

Liquid trade waste is defined as all liquid waste other than sewage of a domestic nature. Liquid trade waste can be produced by business, commercial, and industrial activities, by community/public facilities, and by institutions such as hospitals, schools and correctional facilities.

Council provides liquid trade waste services on a commercial basis, with full cost recovery through fees and charges. Four categories of liquid trade waste have been established for liquid trade waste charging purposes (Category 1, Category 2, Category 3 and Category S). These charging categories and the charging components are as follows:

Liquid Trade Waste Discharge Category	Application Fee	Annual Trade Waste Fee	Reinspection Fee	Liquid Trade Waste Usage charge per kiloliter (kL)	Excess Mass charges per kilogram (kg)	Non-compliant Excess Mass charges per kilogram (kg)
Category 1						
Category 1 liquid trade waste dischargers are those conducting an activity deemed by Council as requiring nil or minimal pre-treatment equipment and whose effluent is well defined and of a relatively low risk to the sewerage system. In addition, Category 1 includes dischargers requiring prescribed pre-treatment but with low impact on the sewerage system.	\$100.17	\$100.19	\$116.04	No charge	No charge	No charge
Category 2						
Category 2 liquid trade waste dischargers are those conducting an activity deemed by Council as requiring a prescribed type of liquid trade waste pre-treatment equipment and whose effluent is well characterised.	\$126.81	\$363.63	\$116.04	Compliant \$1.84 per kL Non-compliant \$15.69 per kL	No charge	No charge
Category 3						
Category 3 liquid trade waste dischargers are those conducting an activity which is of an industrial nature and/or which results in the discharge of large volumes (over 20 kL/d) of liquid trade waste to the sewerage system. Any Category 1 or Category 2 discharger whose volume exceeds 20 kL/d may be categorised as a Category 3 discharger.	\$2,284.06	Former Gosford LGA- \$1,405.57 Former Wyong LGA - \$1,405.57	\$116.04	No charge	Refer attached Schedule of Fees	Refer attached Schedule of Fees

Liquid Trade Waste Discharge Category	Application Fee	Annual Trade Waste Fee	Reinspection Fee	Liquid Trade Waste Usage charge per kiloliter (kL)	Excess Mass charges per kilogram (kg)	Non-compliant Excess Mass charges per kilogram (kg)
Category S						
Category S dischargers are those conducting an activity of transporting and/or discharging septic tank, chemical toilet waste, ship-to-shore pump out or pan content waste into the sewerage system. Council does not deal directly with residential customers under Category S.						
	Non-residential \$174.36 Includes one inspection	Non-residential \$158.52	\$116.04	Category S \$18.43 per kL Category S (Septic effluent unable to discharge onsite) \$1.84 per kL	No charge	Charged to private pumping stations only – in accordance with attached Schedule of Fees

The charges nominated by IPART determination are applied in accordance with the New South Wales Liquid Trade Waste Regulation Guidelines and Central Coast Council Liquid Trade Waste Policy. The trade waste charges apply in addition to sewer services charges.

The application fee recovers the cost of administration and technical services provided by Council in processing applications for approval to discharge liquid trade waste to the sewerage system. The purpose of the annual trade waste fee is to recover the cost incurred by Council for administration and the scheduled inspections each year to ensure a liquid trade waste discharger's ongoing compliance with the conditions of their approval. Where non-compliance with the conditions of an approval has been detected and the discharger is required to address these issues, Council will undertake re-inspections for a fee to confirm that remedial action has been satisfactorily implemented.

Volume-based trade waste usage charge is imposed to recover the cost of transporting and treating liquid trade waste in Council's sewage treatment plant and disposing the solid and liquid components appropriately. Excess mass charges will apply per kilogram of substances discharged in excess of the deemed concentration (listed in the Liquid Trade Waste Policy) in domestic sewage. Where a discharge quality fails to comply with the approved concentration limits of substances specified in Council's approval conditions or the acceptance criterion listed in the Liquid Trade Waste Policy, non-compliant excess mass charges may also apply in accordance with the formulas contained in Central Coast Council Liquid Trade Waste Policy.

The estimated total yield in 2021-2022 from trade waste charges is \$2,659,000.

Interest on Overdue Rates and Charges

In accordance with s. 566 of the *Local Government Act 1993* and s. 356 of the *Water Management Act 2000* Council charges interest on all rates and charges which remain unpaid after they become due and payable. Interest will be calculated on a daily basis using the simple interest method.

Council will apply the lower of the maximum interest rates applicable to either overdue rates and charges levied under the *Local Government Act 1993* or overdue charges levied under the *Water Management Act 2000*.

The due dates for payment of rates and charges levied under the *Local Government Act 1993* are as follows:

- If payment is made in a single instalment, the instalment is payable by 31 August 2021
- If payment is made by quarterly instalments, the instalments are payable by 31 August 2021, 30 November 2021, 28 February 2022 and 31 May 2022

The due date for payment of water, sewerage and drainage services charges and usage charges, is a minimum of 30 days after issue date.

In accordance with s. 566(3) of the *Local Government Act 1993*, the Minister for Local Government has determined that the maximum rate of interest payable on overdue rates and charges levied under the *Local Government Act 1993* for the 2021-2022 rating year will be 6.75%.

The methodology used to calculate the interest rate is the Supreme Court methodology (the Reserve Bank cash rate plus 6%), rounded to the nearest half per cent. The current Reserve Bank cash rate of 0.50% has been effective since 4 March 2020.

In accordance with s. 356 of the *Water Management Act 2000*, the maximum rate of interest payable on overdue rates and charges levied under the *Water Management Act 2000* is the rate payable for the time being on an unpaid judgment of the Supreme Court.

- In respect of the period from 1 January to 30 June in any year – the rate that is 6% above the cash rate last published by the Reserve Bank of Australia before that period commenced
- In respect of the period from 1 July to 31 December in any year – the rate that is 6% above the cash rate last published by the Reserve Bank of Australia before that period commenced.

The current Reserve Bank cash rate of 0.10% has been effective since 3 March 2021 means that the maximum rate of interest payable on overdue rates and charges levied under the *Water Management Act 2000*, from 1 July 2021 will be 6.1%.



DEVELOPER CONTRIBUTIONS

How Developer Contributions are Levied

Development contributions (also known as local infrastructure contributions) are charged by Council when new development occurs. These contributions fund local infrastructure needed to support an increased number of residents in the area. This type of local infrastructure typically includes local roads, stormwater and drainage, shared pathways, parks, playspaces or other recreational areas, environmental land and community facilities.

Contributions may be in the form of cash payments, transfer or dedication of land (such as land for a new park), works in kind or the provision of public amenities or services not included in a contributions plan.

Developer contributions for water and sewerage services are levied under the *Water Management Act 2000* and in accordance with the methodology developed by the Independent Pricing and Regulatory Tribunal (IPART).

The various contributions are contained in Council's Development Servicing Plans which are available for inspection at Council's offices or via Council's website.

Other Developer Contributions are levied in accordance with s. 7.11 of the *Environmental Planning and Assessment Act 1979*. The various contribution rates are listed in the s. 7.11 plans available for inspection at Council's offices or via Council's website - <https://www.centralcoast.nsw.gov.au/plan-and-build/planning-controls-and-guidelines/development-contributions>.



WORKS ON PRIVATE LAND

Charges for Works on Private Land

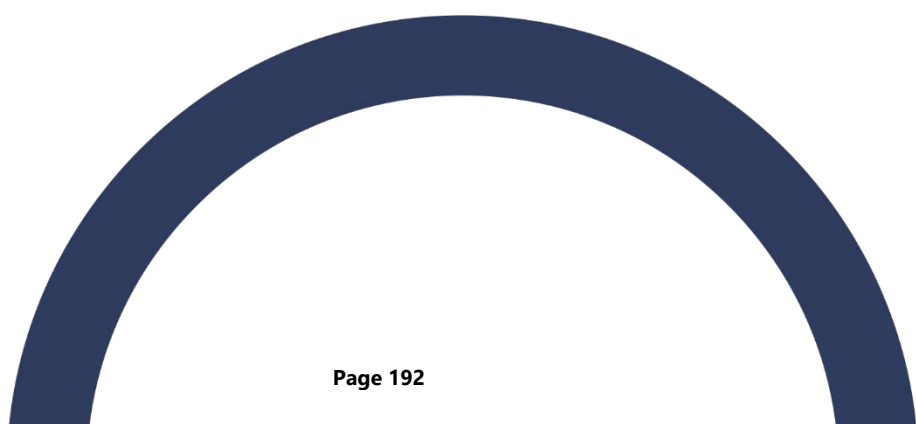
In accordance with s. 67(1) of the *Local Government Act 1993* Council may lawfully, by agreement with the owner or occupier of any private land, carry out any kind of work on that land.

The rates to be adopted by Council are set to recover the estimated cost to Council in providing the works on private land. The amounts to be charged for private works are set out in the attached Schedule of Fees in accordance with the type of works conducted by Council as indicated below:

- Septic and sewer connection inspections and applications
- Water service connections and applications
- Footpath reinstatement
- Construction – kerb, guttering and foot paving
- Vehicle crossings
- Concrete work – supervision, design, etc.
- Kerb and gutter – supervision, design, etc.
- Road reinstatement
- Road testing

For all other works a minimum charge for the use of Council labour, plant or materials on private land is charged equal to the actual cost (including overheads) plus 10%.

The Chief Executive Officer has the authority to set the fee for works to be undertaken by Council on private land, using Council labour, plant or materials, having regard to market forces in each instance, on condition that no such charge shall be less than the actual cost to Council (including overheads) plus 10%.




STATEMENT OF BORROWINGS

Proposed Borrowings for 2021-2022

It is Council policy to borrow to fund capital projects that have a life expectancy beyond the term for repayment of the loan in order to establish intergenerational equity if there is not sufficient working capital available. All loans are secured over the income of the Council.

In 2021-2022 Council does expect to require borrowings from external financial institutions for capital projects.

Council will continue to evaluate how it can utilise funds on hand, by way of internal loans, subject to restriction constraints as part of its annual review of funding requirements.





Central
Coast
Council



Operational Plan 2021-22

Central Coast Council

Address: 2 Hely Street / PO Box 20
Wyong NSW 2259
49 Mann Street / PO Box 21
Gosford NSW 2250

Phone: 1300 463 954

Email: ask@centralcoast.nsw.gov.au

Web: centralcoast.nsw.gov.au

ABN: 73 149 644 003